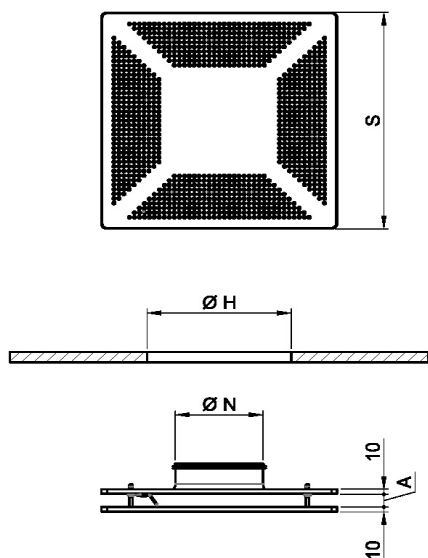


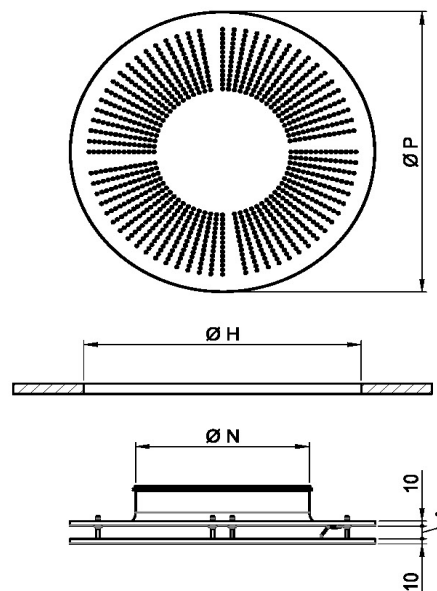
HIGH-INDUCTION DIFFUSERS WITH PERFORATED FRONT PANEL

KJF
SERIES

KJAF - KJFF



KJAFR - KJFFR



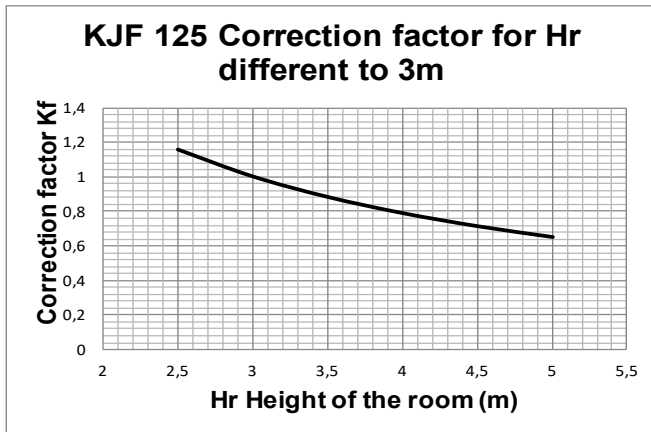
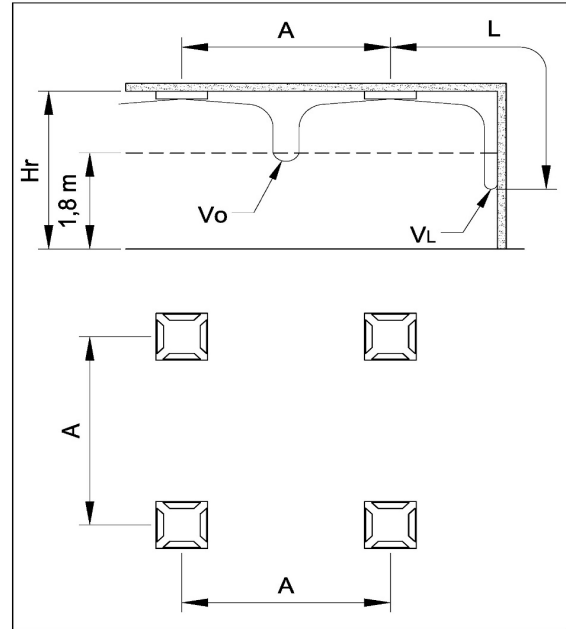
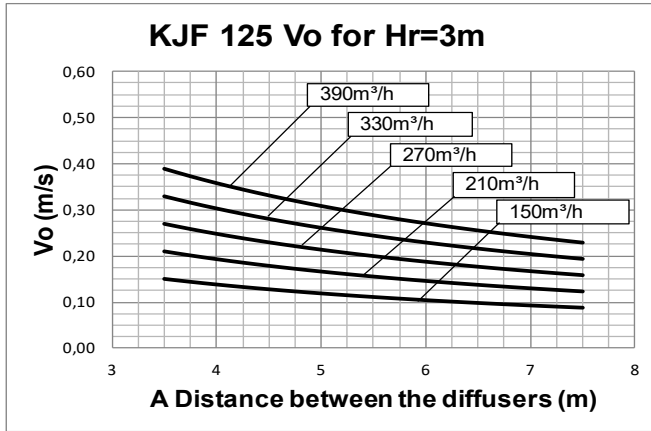
Model adjustable panel	Nominal size	Ø N [mm]	Ø H [mm]	S [mm]	Ø P [mm]	A [mm]
KJAF 125	125	123	220	230	--	15 - 25 - 35
KJAF 160	160	158	260	280	--	15 - 25 - 35
KJAF 200	200	198	330	370	--	15 - 25 - 35
KJAF 250	250	248	460	480	--	15 - 25 - 35
KJAF 315	315	313	555	595	--	15 - 25 - 35
KJAF 400	400	398	555	595	--	15 - 25 - 35
KJAFR 125	125	123	160	--	210	15 - 25 - 35
KJAFR 160	160	158	200	--	250	15 - 25 - 35
KJAFR 200	200	198	300	--	350	15 - 25 - 35
KJAFR 250	250	248	400	--	450	15 - 25 - 35
KJAFR 315	315	313	500	--	550	15 - 25 - 35
KJAFR 400	400	398	500	--	550	15 - 25 - 35

Model fixed panel	Nominal size	Ø N [mm]	Ø H [mm]	S [mm]	Ø P [mm]	A [mm]
KJFF 125	125	123	220	230	--	25
KJFF 160	160	158	260	280	--	25
KJFF 200	200	198	330	370	--	25
KJFF 250	250	248	460	480	--	25
KJFF 315	315	313	555	595	--	25
KJFF 400	400	398	555	595	--	25
KJFFR 125	125	123	160	--	210	25
KJFFR 160	160	158	200	--	250	25
KJFFR 200	200	198	300	--	350	25
KJFFR 250	250	248	400	--	450	25
KJFFR 315	315	313	500	--	550	25
KJFFR 400	400	398	500	--	550	25

HIGH-INDUCTION DIFFUSERS WITH PERFORATED FRONT PANEL

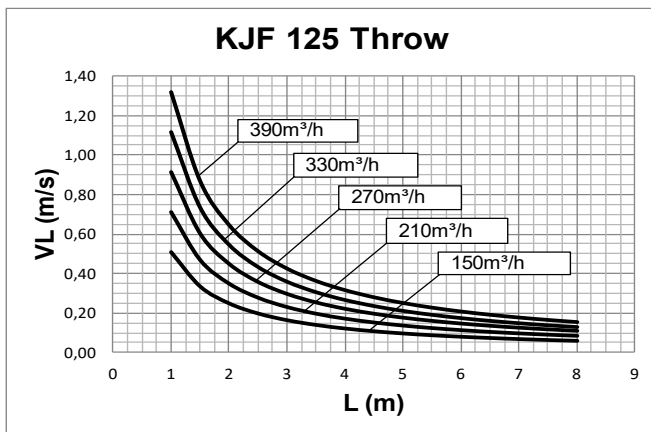
KJF
SERIES

PERFORMANCE KJF-125
PANEL SET AT 25mm



Data obtained operating in isothermal conditions in accordance with the international standard: ISO 5219 1984: *Air distribution and air diffusion - Laboratory. Aerodynamic testing and rating of air terminal devices.*

A (m) distance between the diffusers
 Vo (m/s) speed at the limit of the occupied zone
 L (m) horizontal distance in metres from the centre of the diffuser
 VL (m/s) maximum speed in the air stream

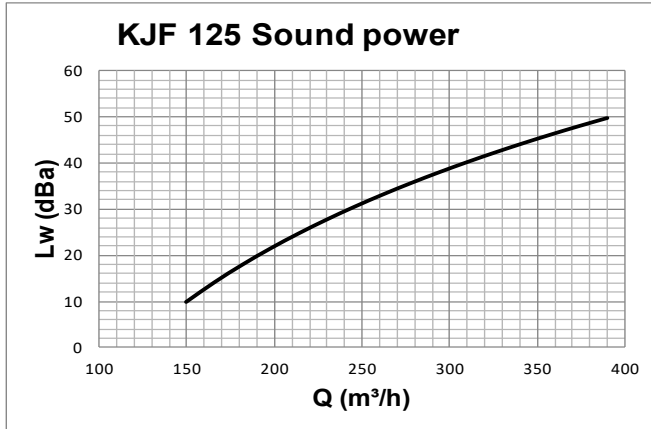


For Hr different from 3m:
 $V_o(h) = V_o \times K_f$

HIGH-INDUCTION DIFFUSERS WITH PERFORATED FRONT PANEL

KJF
SERIES

PERFORMANCE KJF-125
PANEL SET AT 25mm

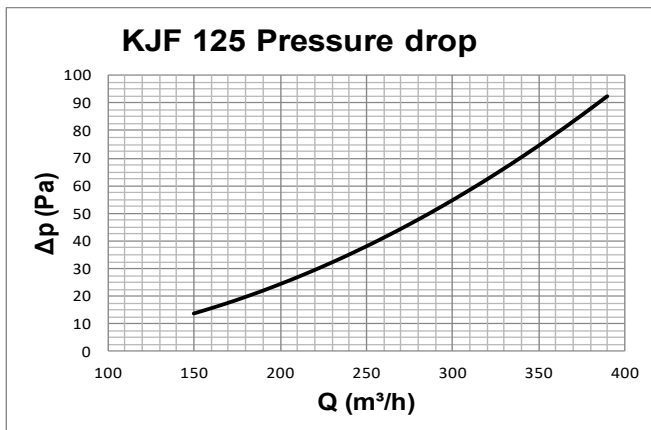


Data measured in reverberation room in accordance with international standards:

ISO 3741 1999: *Acoustic - determination of sound power levels of noise sources using sound pressure - Precision methods for reverberation rooms*

ISO 5135 1997: *Acoustic - determination of sound power levels of noise from air-terminal devices ; air terminal units; dampers and valves by measurement in a reverberation room.*

The data presented does not consider the attenuation given by the area of installation. This attenuation is normally between 6 and 10 dBA and is determined by the room size, the shape of the environment and the interior features.



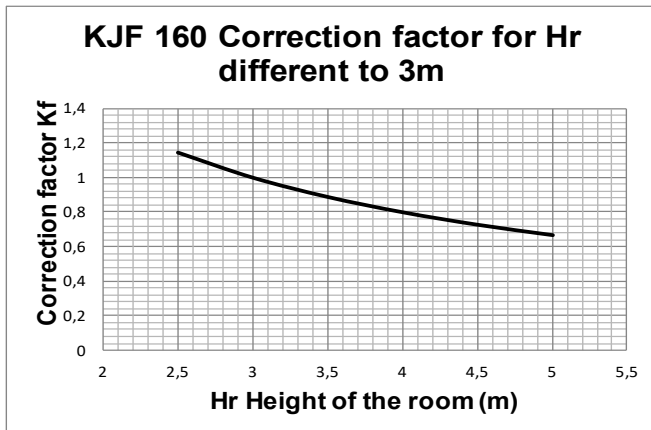
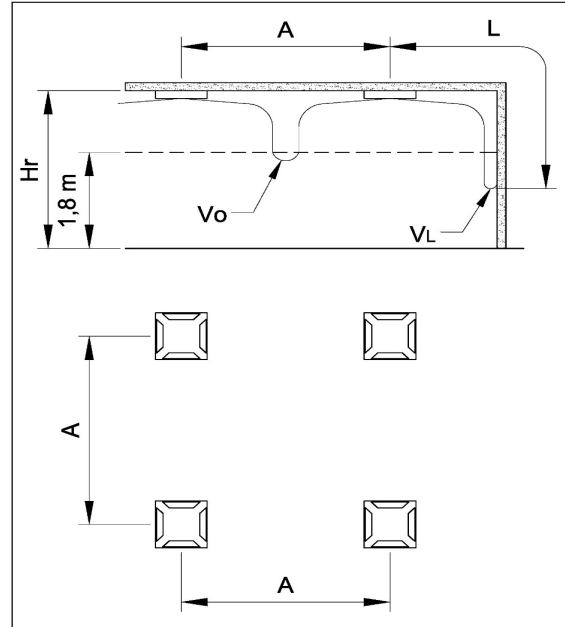
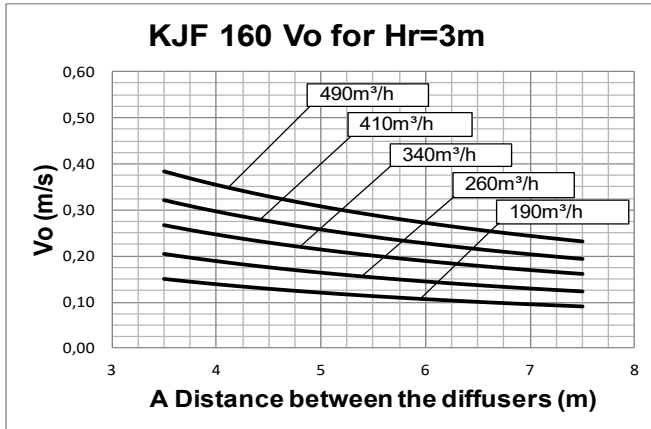
Data obtained operating in accordance with the international standard:

ISO 5219 1984: *Air distribution and air diffusion - Laboratory. Aerodynamic testing and rating of air terminal devices.*

HIGH-INDUCTION DIFFUSERS WITH PERFORATED FRONT PANEL

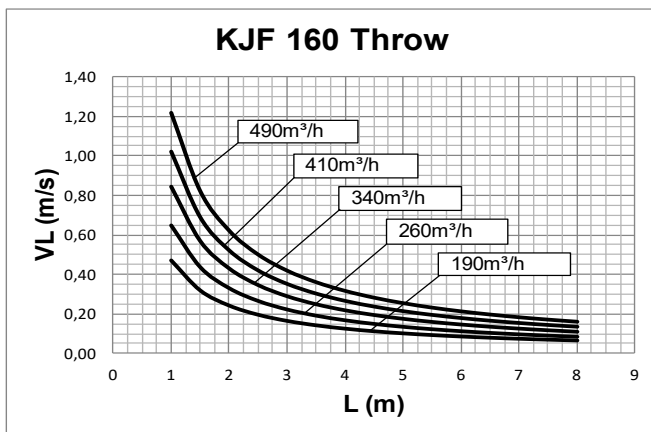
KJF
SERIES

PERFORMANCE KJF-160
PANEL SET AT 25mm



Data obtained operating in isothermal conditions in accordance with the international standard: ISO 5219 1984: *Air distribution and air diffusion - Laboratory. Aerodynamic testing and rating of air terminal devices.*

A (m) distance between the diffusers
 Vo (m/s) speed at the limit of the occupied zone
 L (m) horizontal distance in metres from the centre of the diffuser
 VL (m/s) maximum speed in the air stream

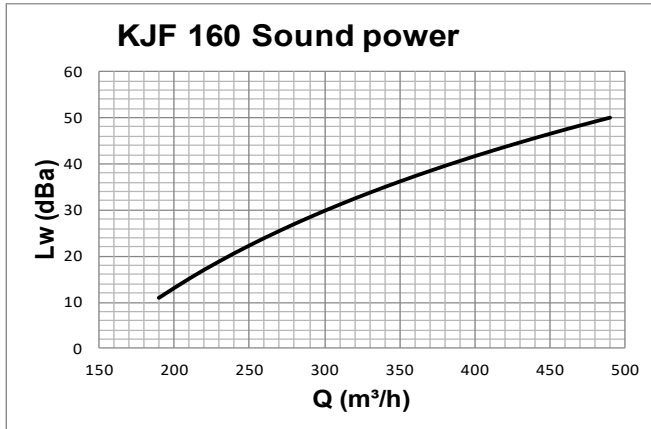


For Hr different from 3m:
 $Vo(h) = Vo \times Kf$

HIGH-INDUCTION DIFFUSERS WITH PERFORATED FRONT PANEL

KJF
SERIES

PERFORMANCE KJF-160
PANEL SET AT 25mm

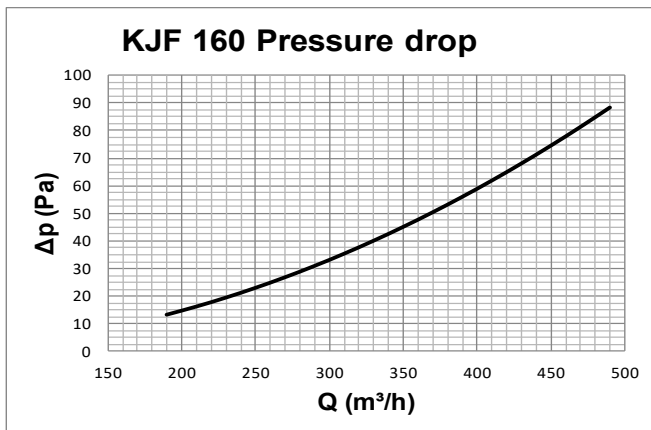


Data measured in reverberation room in accordance with international standards:

ISO 3741 1999: *Acoustic - determination of sound power levels of noise sources using sound pressure - Precision methods for reverberation rooms*

ISO 5135 1997: *Acoustic - determination of sound power levels of noise from air-terminal devices ; air terminal units; dampers and valves by measurement in a reverberation room.*

The data presented does not consider the attenuation given by the area of installation. This attenuation is normally between 6 and 10 dBA and is determined by the room size, the shape of the environment and the interior features.



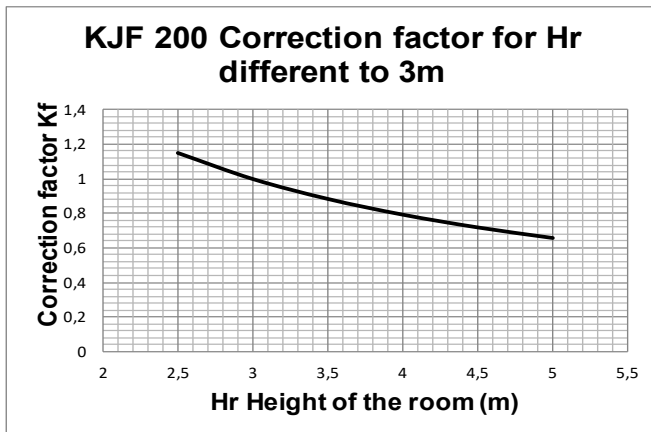
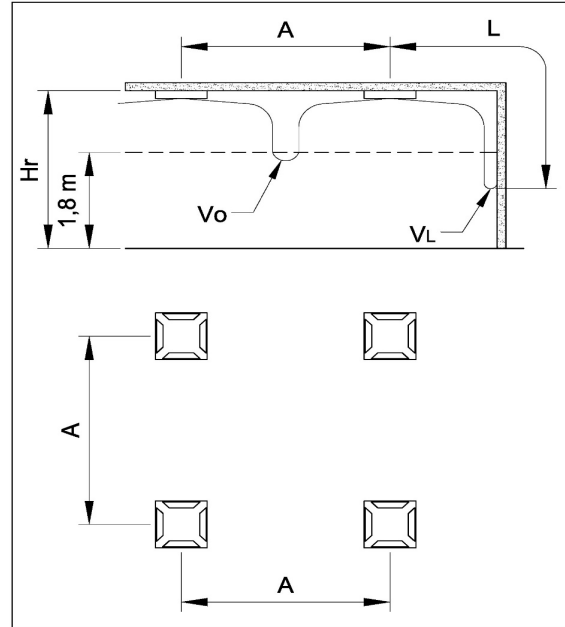
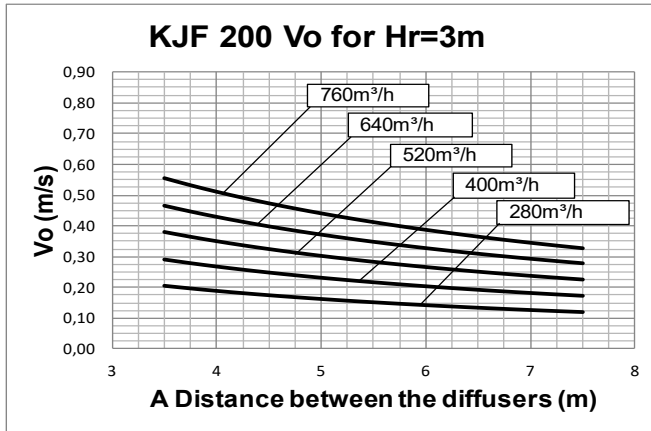
Data obtained operating in accordance with the international standard:

ISO 5219 1984: *Air distribution and air diffusion - Laboratory. Aerodynamic testing and rating of air terminal devices.*

HIGH-INDUCTION DIFFUSERS WITH PERFORATED FRONT PANEL

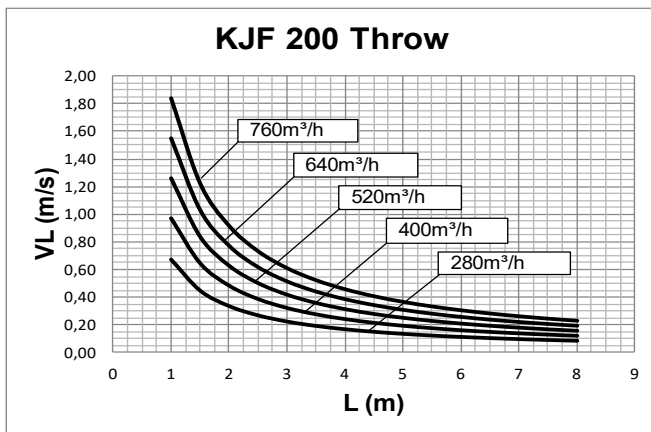
KJF
SERIES

PERFORMANCE KJF-200
PANEL SET AT 25mm



Data obtained operating in isothermal conditions in accordance with the international standard: ISO 5219 1984: *Air distribution and air diffusion - Laboratory. Aerodynamic testing and rating of air terminal devices.*

A (m) distance between the diffusers
 Vo (m/s) speed at the limit of the occupied zone
 L (m) horizontal distance in metres from the centre of the diffuser
 VL (m/s) maximum speed in the air stream

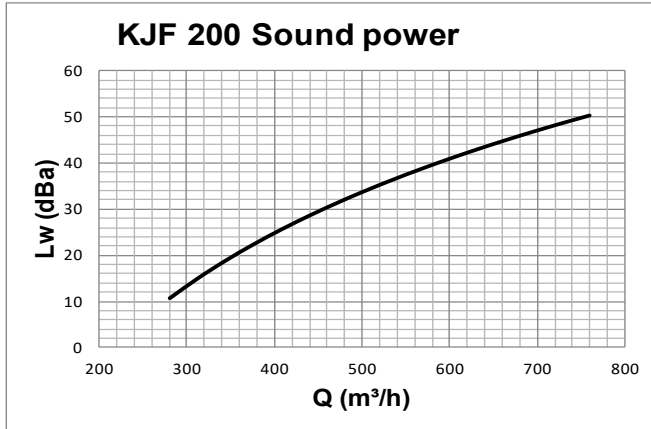


For Hr different from 3m:
 $Vo(h) = Vo \times Kf$

HIGH-INDUCTION DIFFUSERS WITH PERFORATED FRONT PANEL

KJF
SERIES

PERFORMANCE KJF-200
PANEL SET AT 25mm

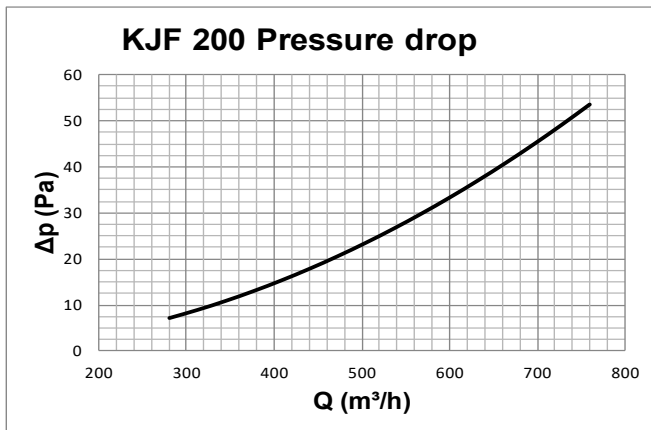


Data measured in reverberation room in accordance with international standards:

ISO 3741 1999: *Acoustic - determination of sound power levels of noise sources using sound pressure - Precision methods for reverberation rooms*

ISO 5135 1997: *Acoustic - determination of sound power levels of noise from air-terminal devices ; air terminal units; dampers and valves by measurement in a reverberation room.*

The data presented does not consider the attenuation given by the area of installation. This attenuation is normally between 6 and 10 dBA and is determined by the room size, the shape of the environment and the interior features.



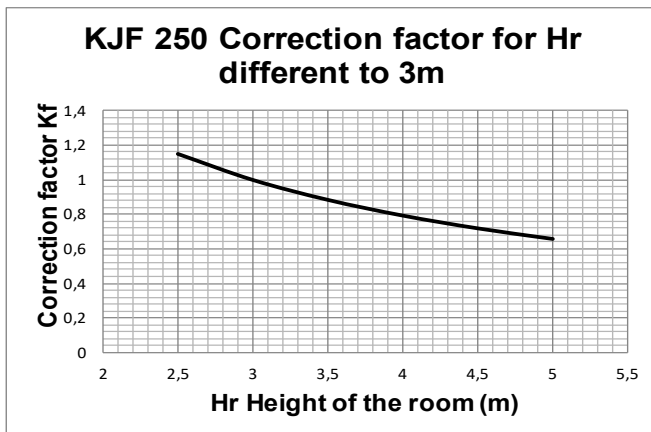
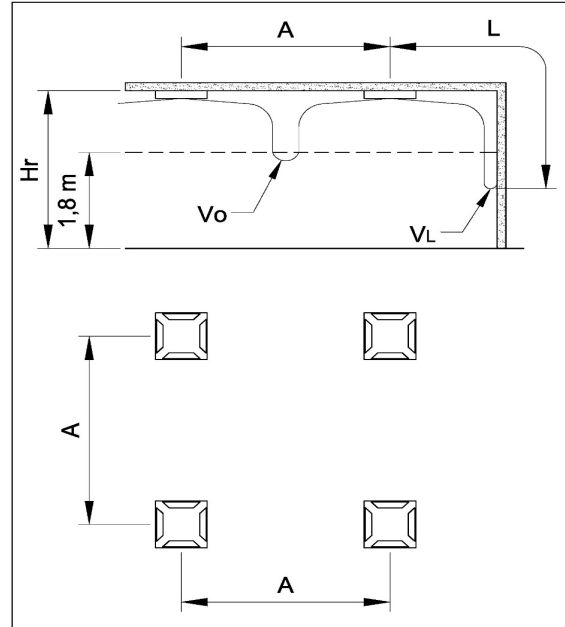
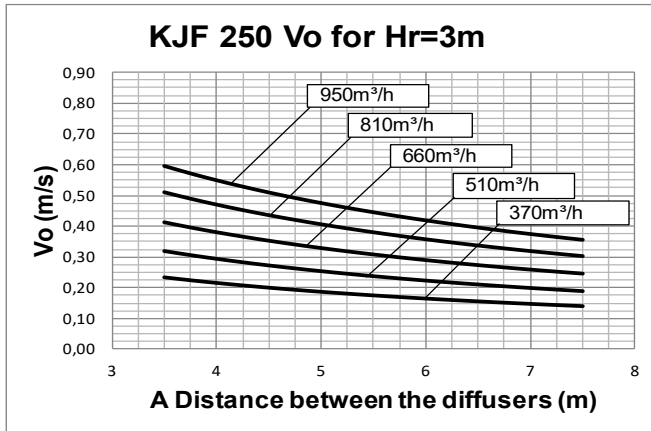
Data obtained operating in accordance with the international standard:

ISO 5219 1984: *Air distribution and air diffusion - Laboratory. Aerodynamic testing and rating of air terminal devices.*

HIGH-INDUCTION DIFFUSERS WITH PERFORATED FRONT PANEL

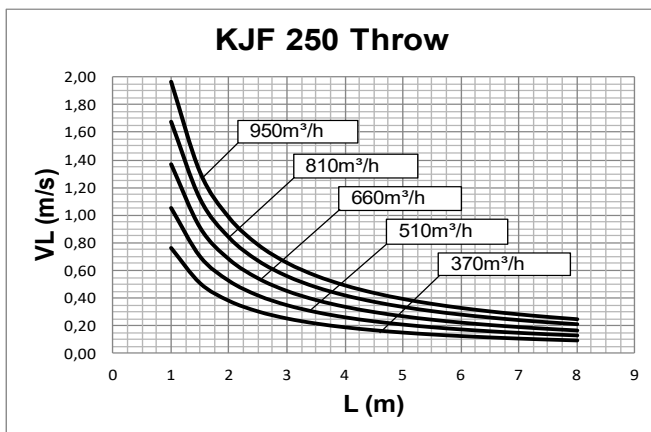
KJF
SERIES

PERFORMANCE KJF-250
PANEL SET AT 25mm



Data obtained operating in isothermal conditions in accordance with the international standard: ISO 5219 1984: *Air distribution and air diffusion - Laboratory. Aerodynamic testing and rating of air terminal devices.*

A (m) distance between the diffusers
Vo (m/s) speed at the limit of the occupied zone
L (m) horizontal distance in metres from the centre of the diffuser
VL (m/s) maximum speed in the air stream

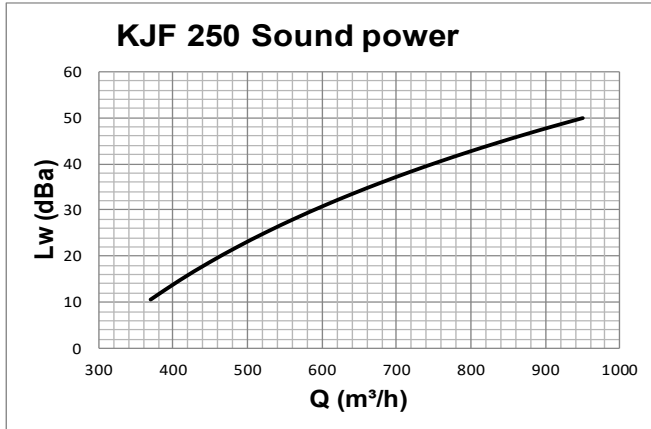


For Hr different from 3m:
 $V_o(h) = V_o \times K_f$

HIGH-INDUCTION DIFFUSERS WITH PERFORATED FRONT PANEL

KJF
SERIES

PERFORMANCE KJF-250
PANEL SET AT 25mm

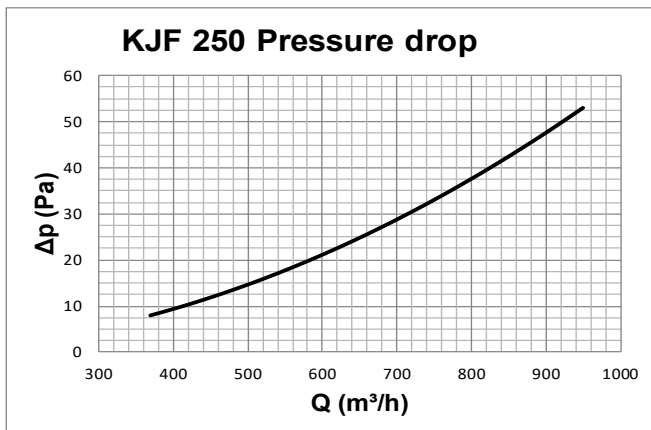


Data measured in reverberation room in accordance with international standards:

ISO 3741 1999: *Acoustic - determination of sound power levels of noise sources using sound pressure - Precision methods for reverberation rooms*

ISO 5135 1997: *Acoustic - determination of sound power levels of noise from air-terminal devices ; air terminal units; dampers and valves by measurement in a reverberation room.*

The data presented does not consider the attenuation given by the area of installation. This attenuation is normally between 6 and 10 dBA and is determined by the room size, the shape of the environment and the interior features.



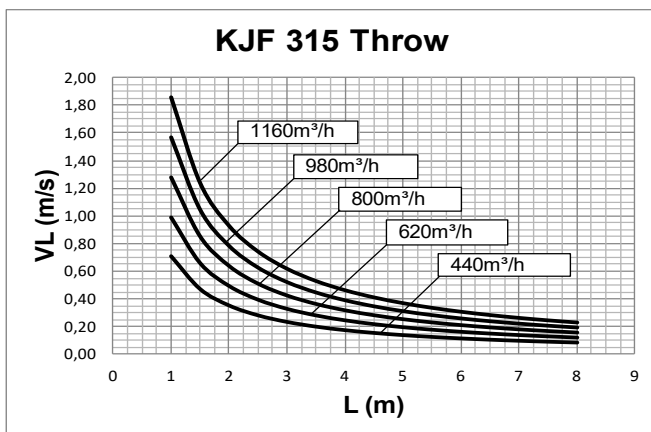
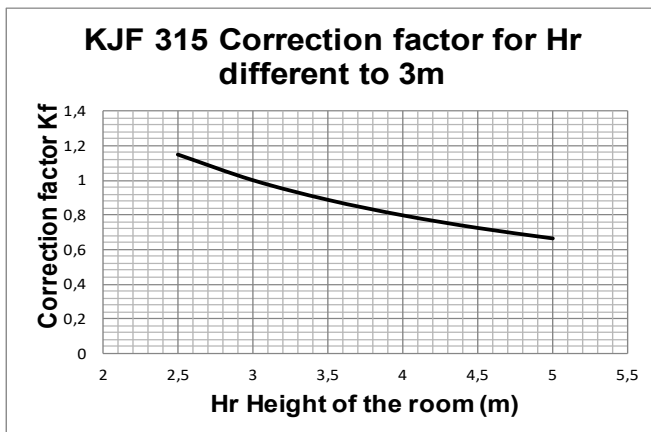
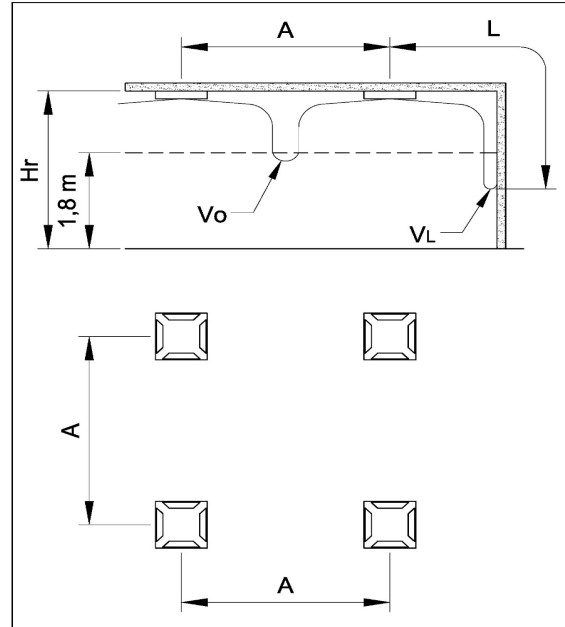
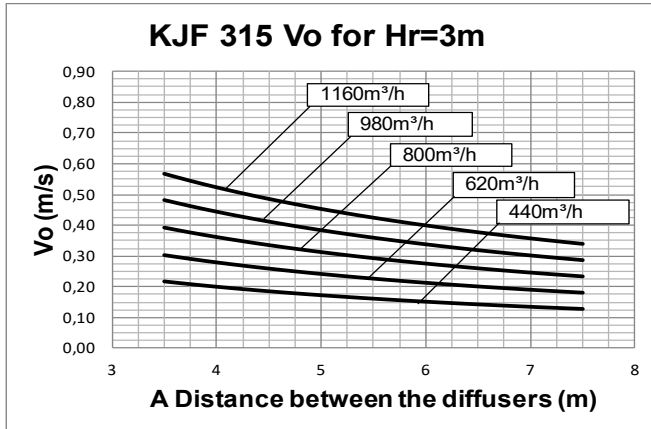
Data obtained operating in accordance with the international standard:

ISO 5219 1984: *Air distribution and air diffusion - Laboratory. Aerodynamic testing and rating of air terminal devices.*

HIGH-INDUCTION DIFFUSERS WITH PERFORATED FRONT PANEL

KJF
SERIES

PERFORMANCE KJF-315
PANEL SET AT 25mm



Data obtained operating in isothermal conditions in accordance with the international standard: ISO 5219 1984: Air distribution and air diffusion - Laboratory. Aerodynamic testing and rating of air terminal devices.

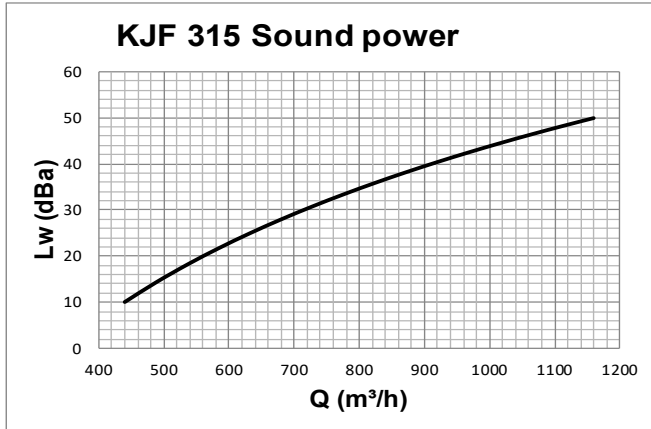
A (m) distance between the diffusers
 Vo (m/s) speed at the limit of the occupied zone
 L (m) horizontal distance in metres from the centre of the diffuser
 VL (m/s) maximum speed in the air stream

For Hr different from 3m:
 $V_o(h) = V_o \times K_f$

HIGH-INDUCTION DIFFUSERS WITH PERFORATED FRONT PANEL

KJF
SERIES

PERFORMANCE KJF-315
PANEL SET AT 25mm

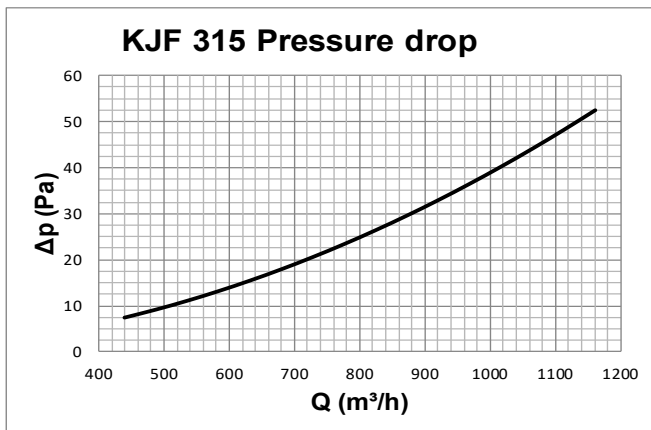


Data measured in reverberation room in accordance with international standards:

ISO 3741 1999: *Acoustic - determination of sound power levels of noise sources using sound pressure - Precision methods for reverberation rooms*

ISO 5135 1997: *Acoustic - determination of sound power levels of noise from air-terminal devices ; air terminal units; dampers and valves by measurement in a reverberation room.*

The data presented does not consider the attenuation given by the area of installation. This attenuation is normally between 6 and 10 dBA and is determined by the room size, the shape of the environment and the interior features.



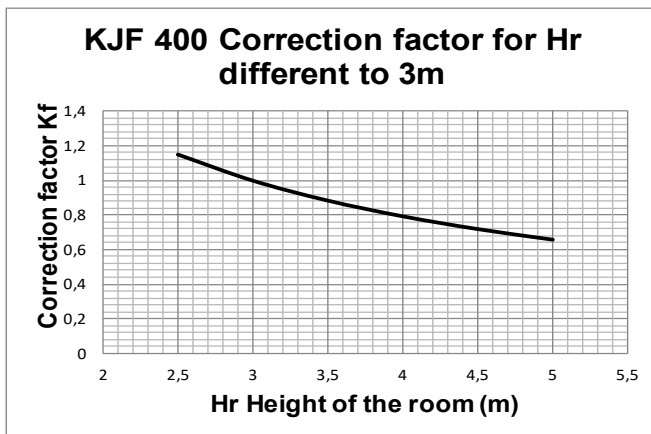
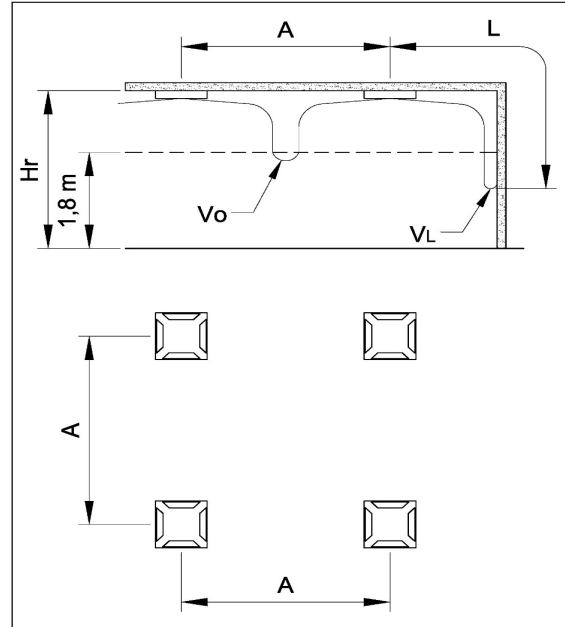
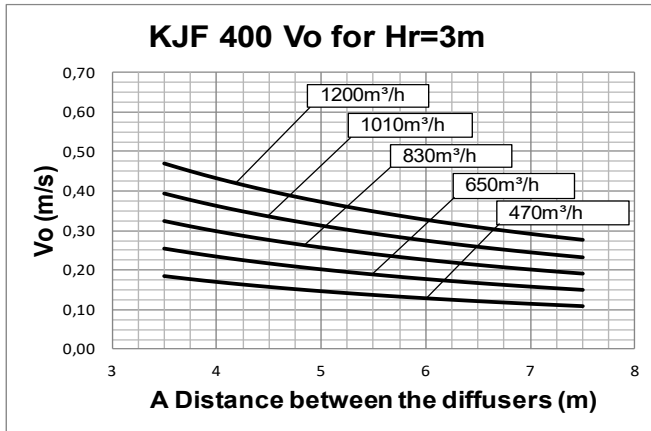
Data obtained operating in accordance with the international standard:

ISO 5219 1984: *Air distribution and air diffusion - Laboratory. Aerodynamic testing and rating of air terminal devices.*

HIGH-INDUCTION DIFFUSERS WITH PERFORATED FRONT PANEL

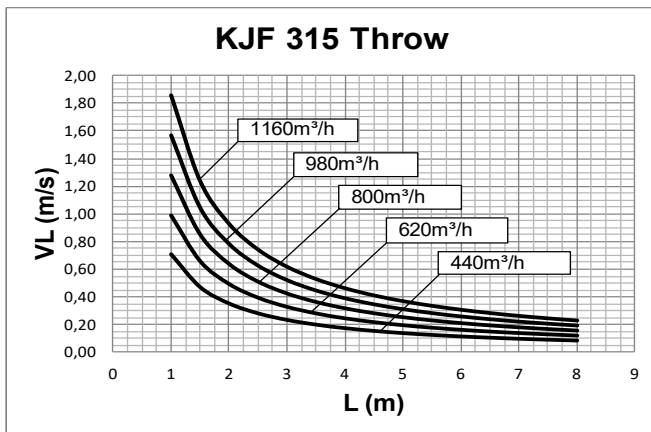
KJF
SERIES

PERFORMANCE KJF-400
PANEL SET AT 25mm



Data obtained operating in isothermal conditions in accordance with the international standard: ISO 5219 1984: *Air distribution and air diffusion - Laboratory. Aerodynamic testing and rating of air terminal devices.*

A (m) distance between the diffusers
 Vo (m/s) speed at the limit of the occupied zone
 L (m) horizontal distance in metres from the centre of the diffuser
 VL (m/s) maximum speed in the air stream

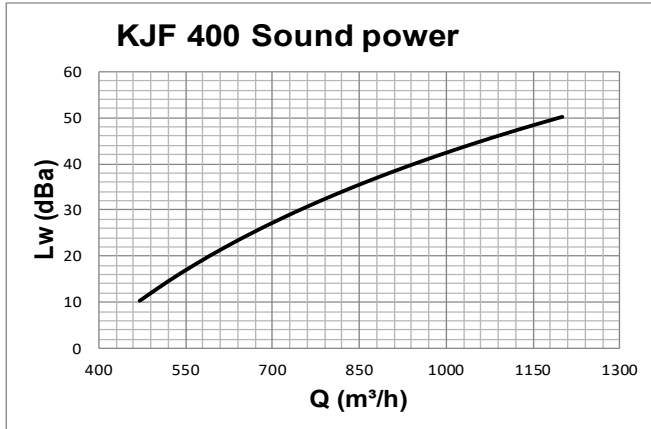


For Hr different from 3m:
 $Vo(h) = Vo \times Kf$

HIGH-INDUCTION DIFFUSERS WITH PERFORATED FRONT PANEL

KJF
SERIES

PERFORMANCE KJF-400
PANEL SET AT 25mm

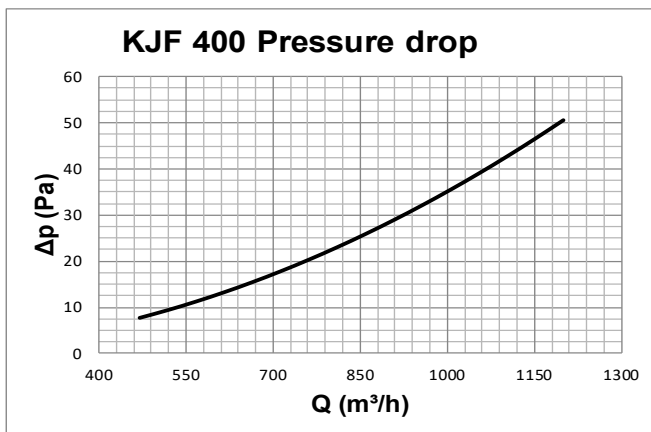


Data measured in reverberation room in accordance with international standards:

ISO 3741 1999: *Acoustic - determination of sound power levels of noise sources using sound pressure - Precision methods for reverberation rooms*

ISO 5135 1997: *Acoustic - determination of sound power levels of noise from air-terminal devices ; air terminal units; dampers and valves by measurement in a reverberation room.*

The data presented does not consider the attenuation given by the area of installation. This attenuation is normally between 6 and 10 dBA and is determined by the room size, the shape of the environment and the interior features.



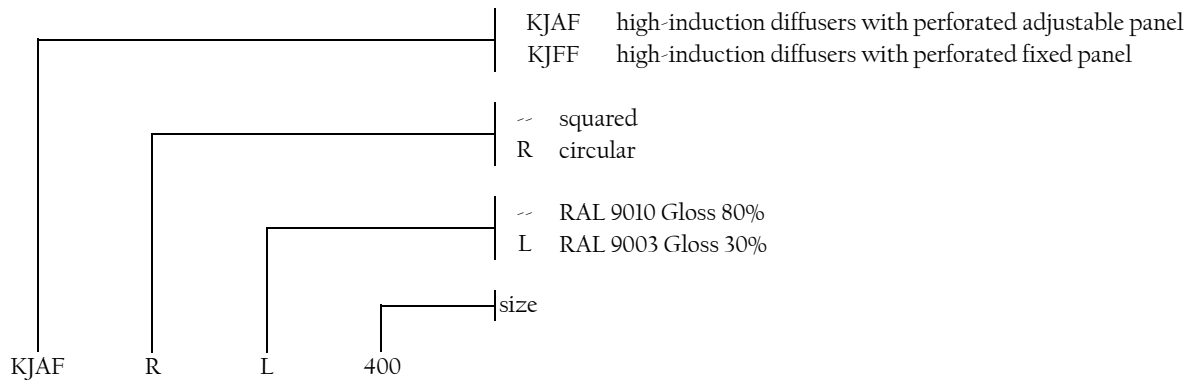
Data obtained operating in accordance with the international standard:

ISO 5219 1984: *Air distribution and air diffusion - Laboratory. Aerodynamic testing and rating of air terminal devices.*

HIGH-INDUCTION DIFFUSERS WITH PERFORATED FRONT PANEL

KJF
SERIES

HOW TO ORDER





PLENUM FOR CIRCULAR DIFFUSER

PP 60
SERIES

OVERVIEW

PLENUM :

The PP60 plenums, also named "calm cases", allow the correct entry of air in the neck of the diffuser thus ensuring that the throw of air in the room is homogenous along all the circumference of the diffuser.

Materials :

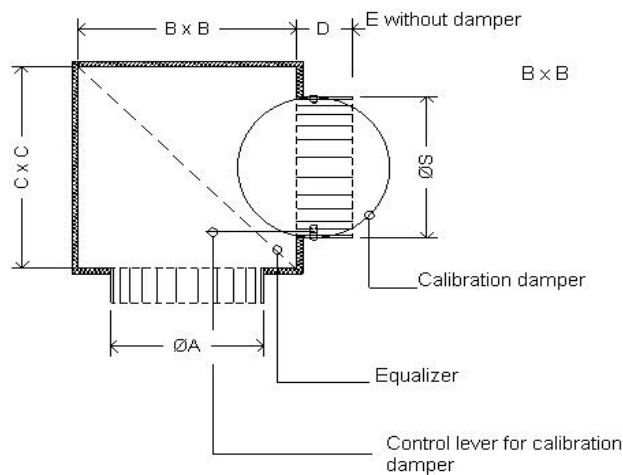
PP 60 standard plenum : galvanized steel sheet.
Insulation: expanded polyethylene certified for the reaction to fire according to european class B-s2 d0.

Versions :

Made from insulated steel sheet with expanded polyethylene, ideal for the supply of air, and in simple sheet steel normally used for air extraction.

Accessories:

Regulation damper and equalizing net in the connection of the



nominal deck diameter mm	A mm	B mm	C mm	D mm	E mm	N° of connections	S [mm] mm	connection and damper material
100	102	200	200	65	65	1	96	steel
150	152	250	250	70	70	1	146	steel
160	162	250	250	90	60	1	156	ABS (*)
200	202	300	300	90	60	1	196	ABS (*)
250	252	350	350	90	60	1	246	ABS (*)
300	302	400	400	90	60	1	296	steel
315	317	400	400	90	60	1	311	steel
350	352	450	450	90	90	1	346	steel
355	357	450	450	90	90	1	346	steel
400	402	500	500	90	90	1	396	steel
450	453	550	550	100	100	1	446	steel
500	503	600	600	100	100	1	496	steel
630	633	730	730	100	100	1	600	steel

(*) steel on request



PLENUM FOR CIRCULAR DIFFUSER

PP 60
SERIES

HOW TO ORDER

