

CEILING IMPULSE DIFFUSERS

KQI
SERIES

TECHNICAL CHARACTERISTICS

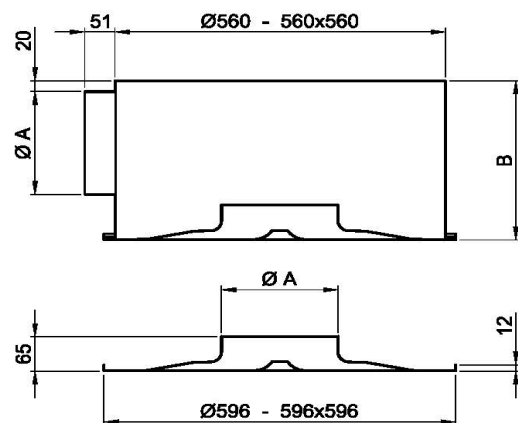
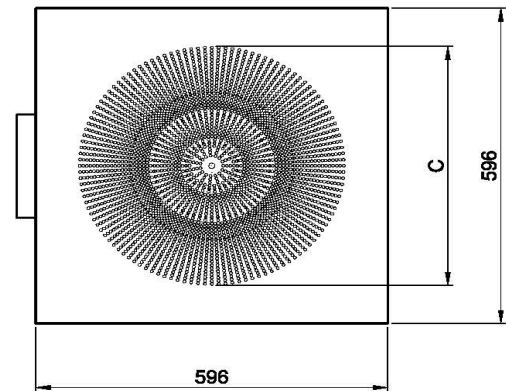
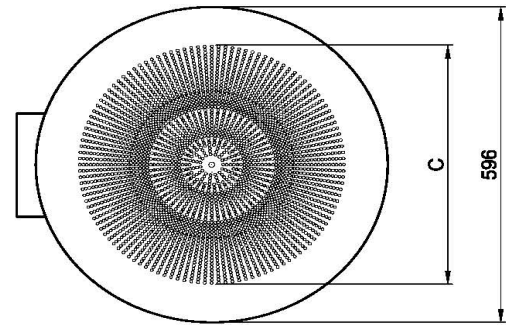
OVERVIEW: The KQI series impulse diffusers are generally used in rooms with a ceilings about four meters high. They are characterized by a horizontal throw and elevated 'Coanda effect'. The impulse air flow perfectly follows the ceiling, creating an extraction effect of the air present in the room. This flow, mixing gradually with the air creates a high inductive effect ensuring optimum comfort characterized by temperature uniformity in the environment and lack of perceived air currents inside the occupied zone.

The perforated front plate allows easy and quick cleaning of the diffuser thereby enabling the use also in hygiene-controlled environments.


MATERIALS: the KI series impulse diffusers are made of a perforated steel front panel made of carbon steel, powder coated white RAL 9010 or RAL 9003, rear aluminium plate, powder painted epoxy polyester black RAL 9005 and galvanized carbon steel plenum.

INSTALLATION: The installation can be made using suspension rods in open field, fitted within plasterboard ceilings or simply resting on the support structure in modular ceilings.

DESCRIPTION FOR TENDER: Ceiling impulse diffuser with round perforated design on 596x596mm panel compatible with modular ceilings in view, white RAL 9010 or RAL9003.



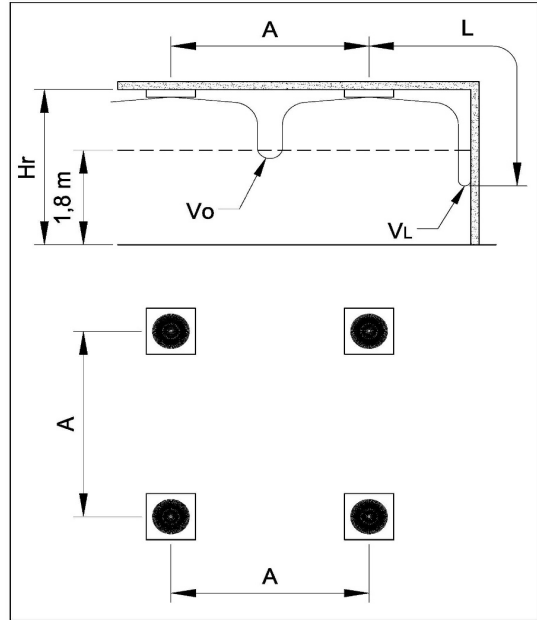
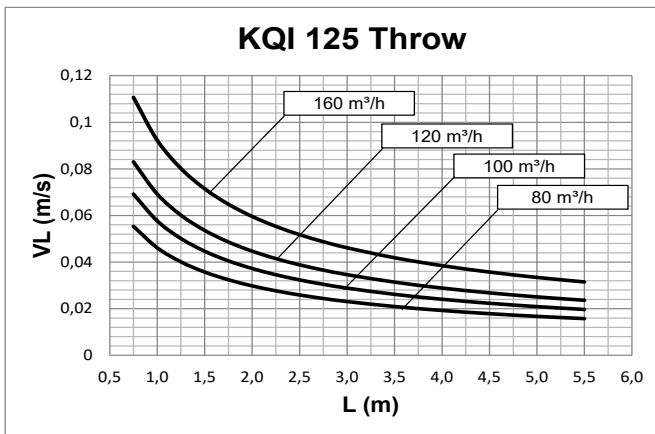
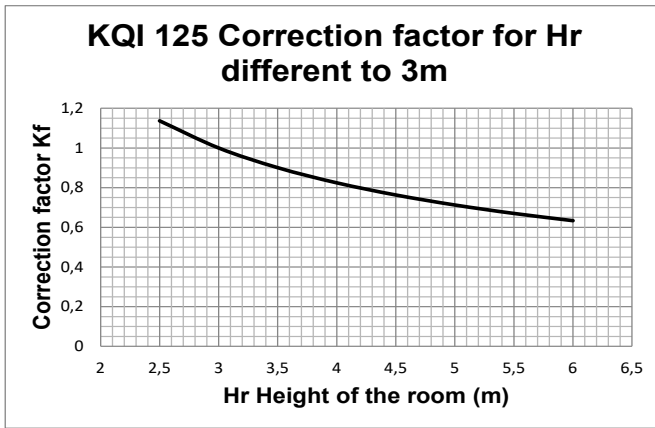
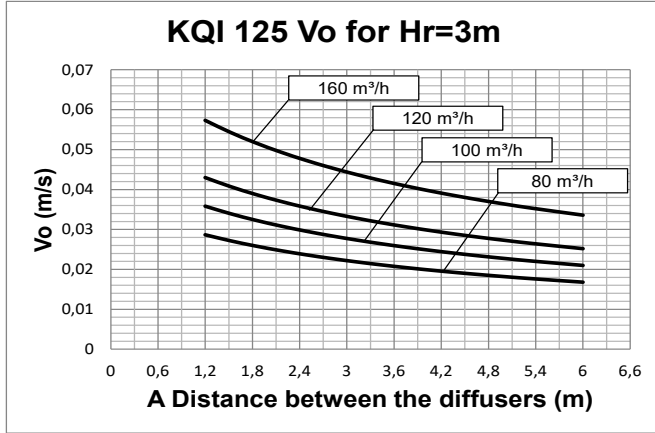
Size	A	B	C	Ak
	mm	mm	mm	m ²
125	123	230	296	0,0212
160	158	260	368	0,0299
200	198	300	452	0,0463
250	248	341	524	0,0805



CEILING IMPULSE DIFFUSERS

PERFORMANCE KQI-125

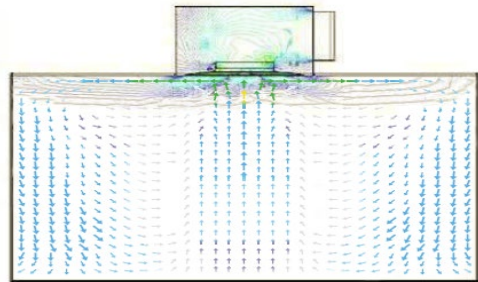
KQI SERIES




Data obtained operating in isothermal conditions in accordance with the international standard: ISO 5219 1984: Air distribution and air diffusion - Laboratory. Aerodynamic testing and rating of air terminal devices.

A (m) distance between the diffusers
 Vo (m/s) speed at the limit of the occupied zone
 L (m) horizontal distance in metres from the centre of the diffuser
 VL (m/s) maximum speed in the air stream

For Hr different from 3m:
 $V_o(h) = V_o \times K_f$

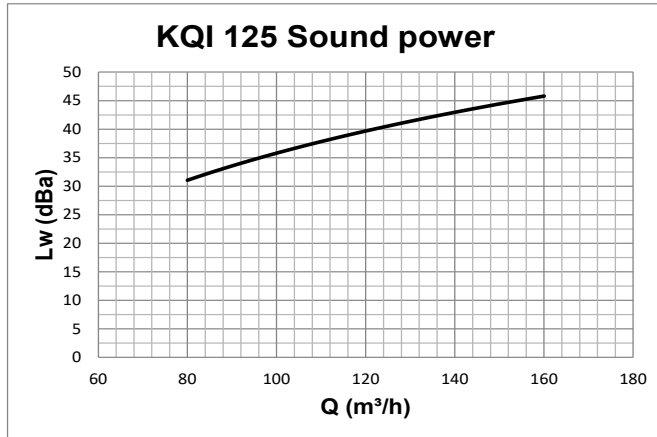




CEILING IMPULSE DIFFUSERS

KQI
SERIES

PERFORMANCE KQI-125

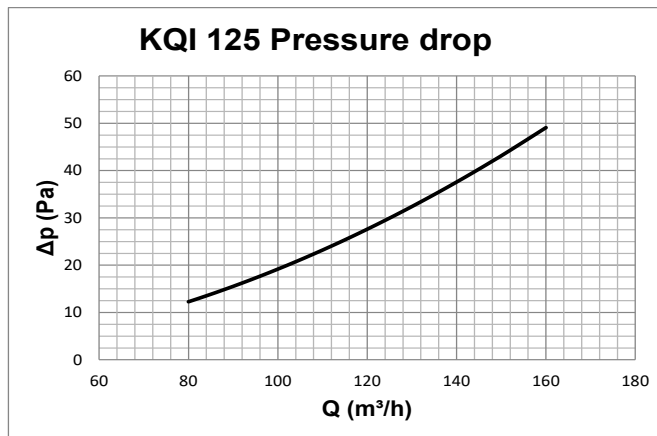


Data measured in reverberation room in accordance with international standards:

ISO 3741 1999: *Acoustic - determination of sound power levels of noise sources using sound pressure - Precision methods for reverberation rooms*


ISO 5135 1997: *Acoustic - determination of sound power levels of noise from air-terminal devices ; air terminal units; dampers and valves by measurement in a reverberation room.*

The data presented does not consider the attenuation given by the area of installation. This attenuation is normally between 6 and 10 dBA and is determined by the room size, the shape of the environment and the interior features.



Data obtained operating in accordance with the international standard:

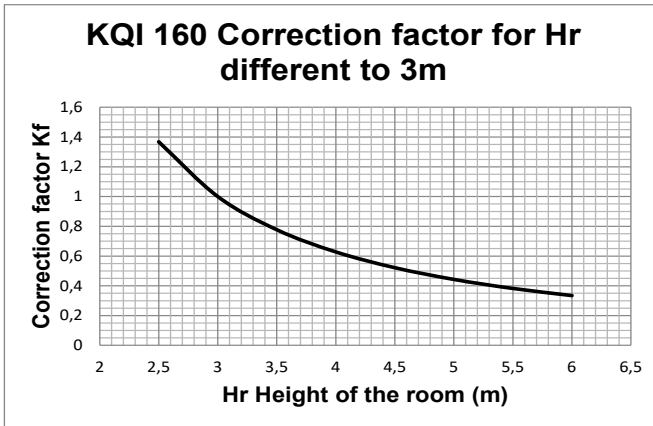
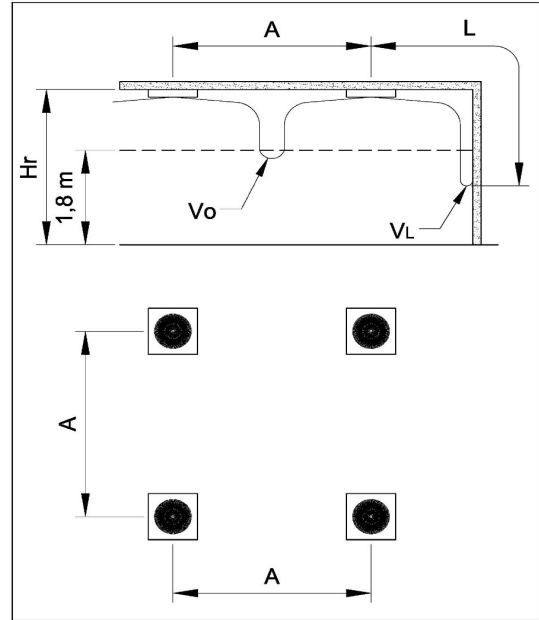
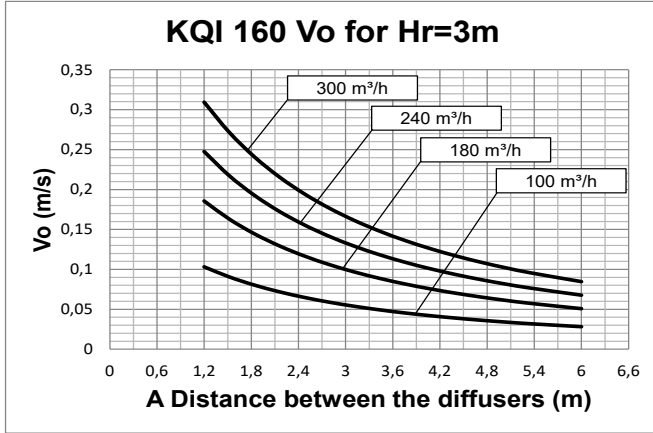
ISO 5219 1984: *Air distribution and air diffusion - Laboratory. Aerodynamic testing and rating of air terminal devices.*



CEILING IMPULSE DIFFUSERS

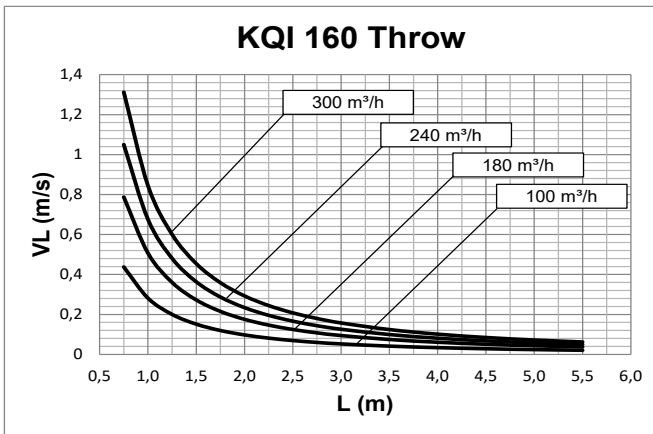
PERFORMANCE KQI-160

KQI
SERIES

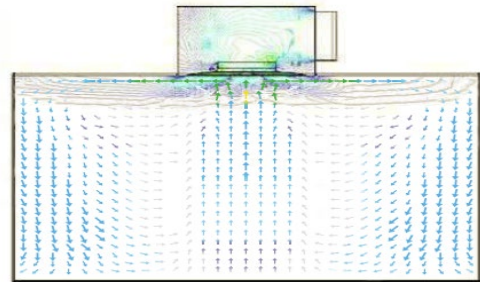



Data obtained operating in isothermal conditions in accordance with the international standard: ISO 5219 1984: Air distribution and air diffusion - Laboratory. Aerodynamic testing and rating of air terminal devices.

A (m) distance between the diffusers
 Vo (m/s) speed at the limit of the occupied zone
 L (m) horizontal distance in metres from the centre of the diffuser
 VL (m/s) maximum speed in the air stream



For Hr different from 3m:
 $V_o(h) = V_o \times K_f$

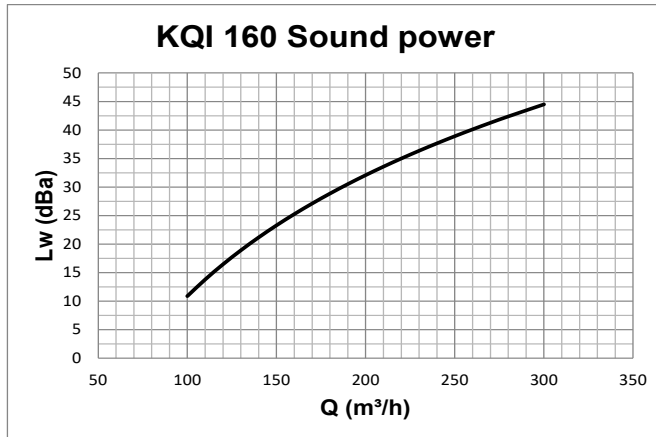




CEILING IMPULSE DIFFUSERS

KQI
SERIES

PERFORMANCE KQI-160

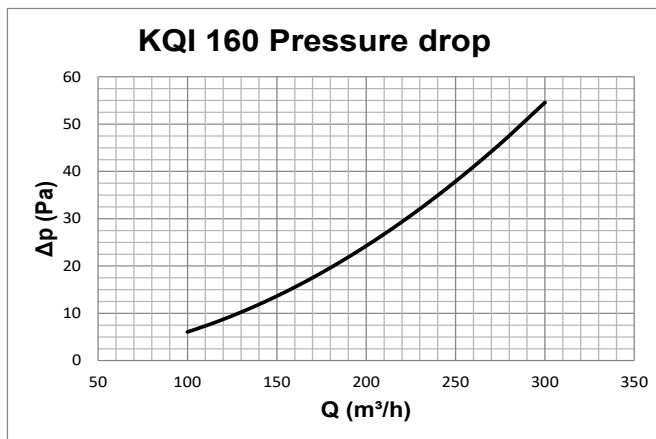


Data measured in reverberation room in accordance with international standards:

ISO 3741 1999: *Acoustic - determination of sound power levels of noise sources using sound pressure - Precision methods for reverberation rooms*


ISO 5135 1997: *Acoustic - determination of sound power levels of noise from air-terminal devices ; air terminal units; dampers and valves by measurement in a reverberation room.*

The data presented does not consider the attenuation given by the area of installation. This attenuation is normally between 6 and 10 dBA and is determined by the room size, the shape of the environment and the interior features.



Data obtained operating in accordance with the international standard:

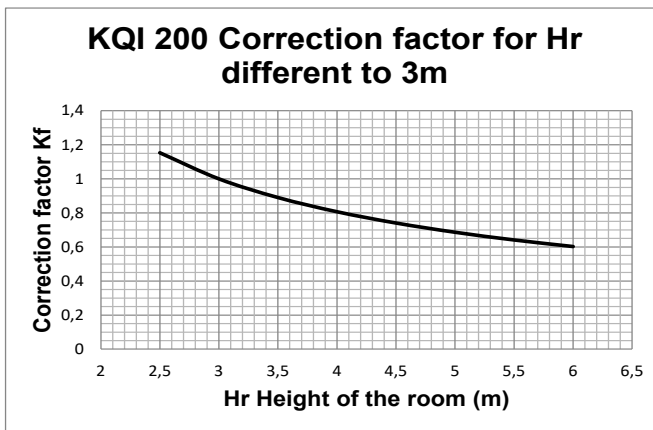
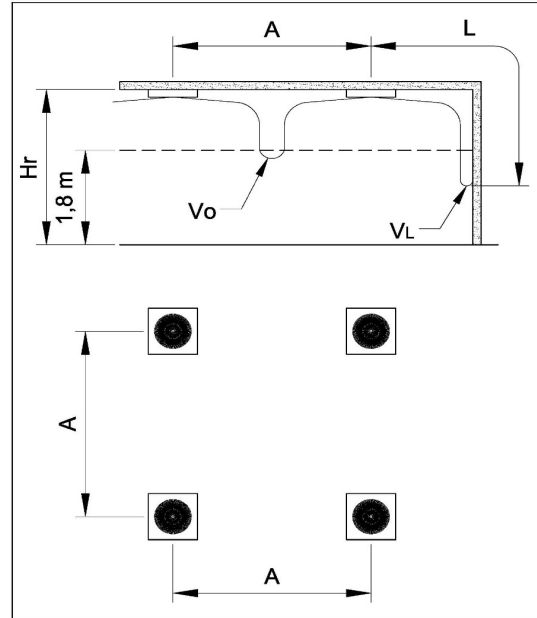
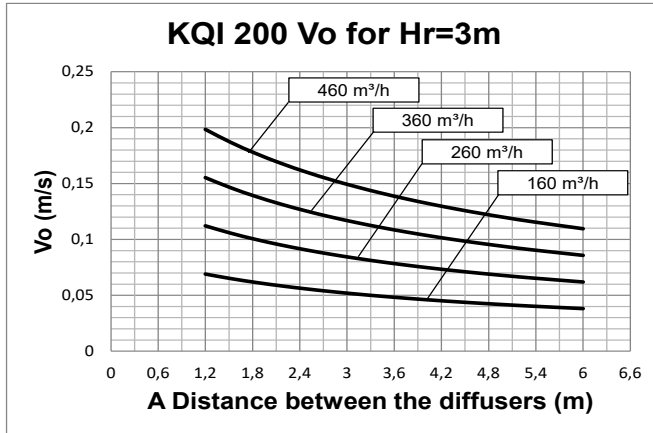
ISO 5219 1984: *Air distribution and air diffusion - Laboratory. Aerodynamic testing and rating of air terminal devices.*



CEILING IMPULSE DIFFUSERS

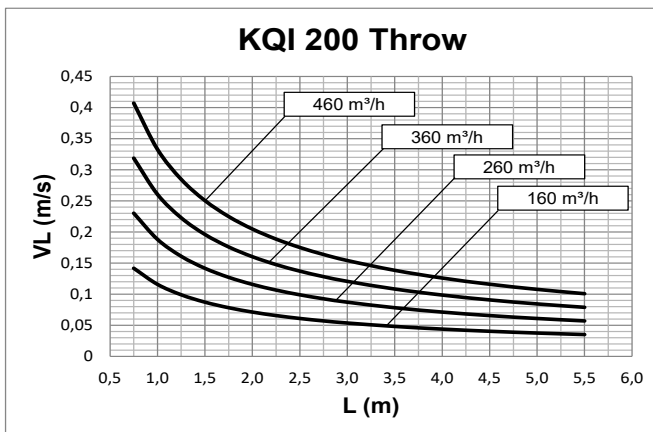
KQI
SERIES

PERFORMANCE KQI-200

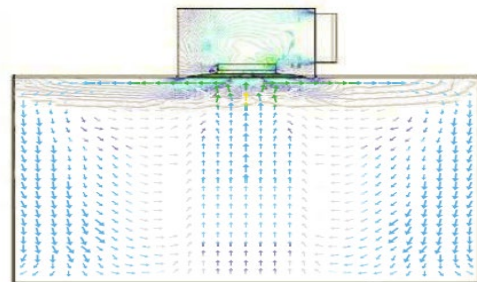



Data obtained operating in isothermal conditions in accordance with the international standard: ISO 5219 1984: *Air distribution and air diffusion - Laboratory. Aerodynamic testing and rating of air terminal devices.*

A (m) distance between the diffusers
 Vo (m/s) speed at the limit of the occupied zone
 L (m) horizontal distance in metres from the centre of the diffuser
 VL (m/s) maximum speed in the air stream



For Hr different from 3m:
 $V_o(h) = V_o \times K_f$

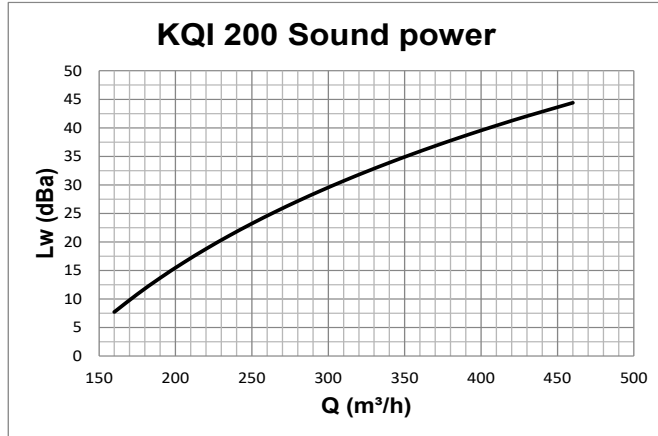




CEILING IMPULSE DIFFUSERS

KQI
SERIES

PERFORMANCE KQI-200

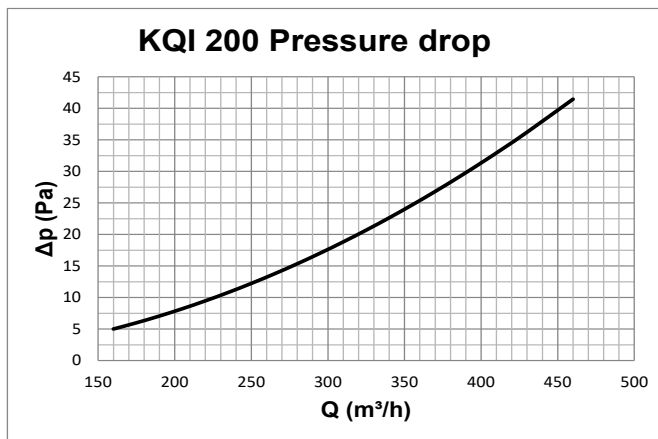


Data measured in reverberation room in accordance with international standards:

ISO 3741 1999: *Acoustic - determination of sound power levels of noise sources using sound pressure - Precision methods for reverberation rooms*


ISO 5135 1997: *Acoustic - determination of sound power levels of noise from air-terminal devices ; air terminal units; dampers and valves by measurement in a reverberation room.*

The data presented does not consider the attenuation given by the area of installation. This attenuation is normally between 6 and 10 dBA and is determined by the room size, the shape of the environment and the interior features.



Data obtained operating in accordance with the international standard:

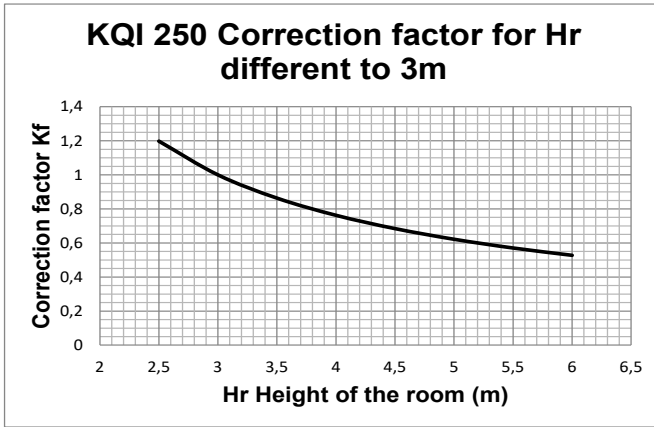
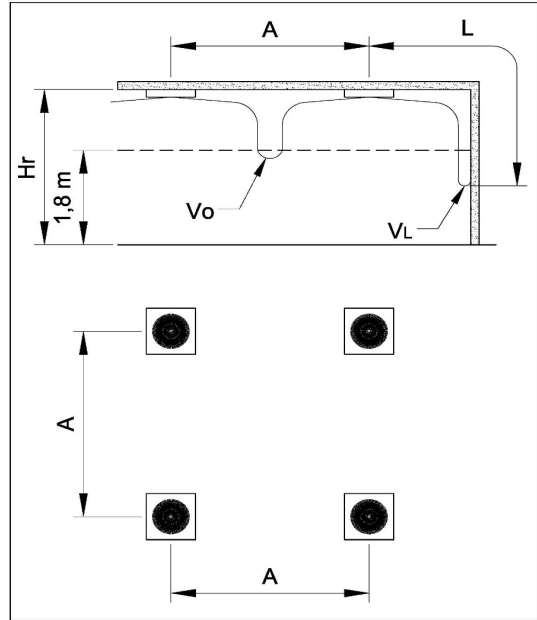
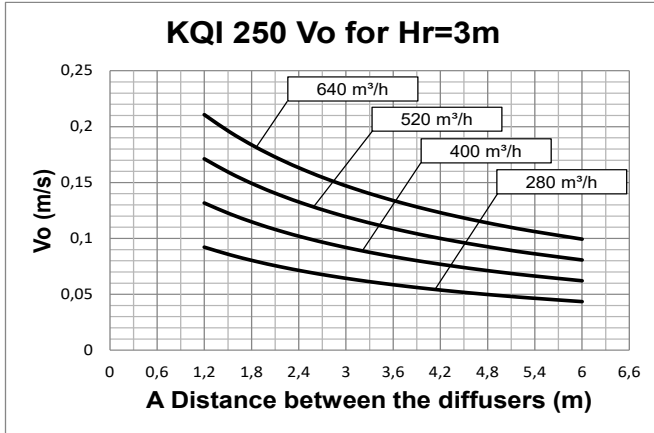
ISO 5219 1984: *Air distribution and air diffusion - Laboratory. Aerodynamic testing and rating of air terminal devices.*



CEILING IMPULSE DIFFUSERS

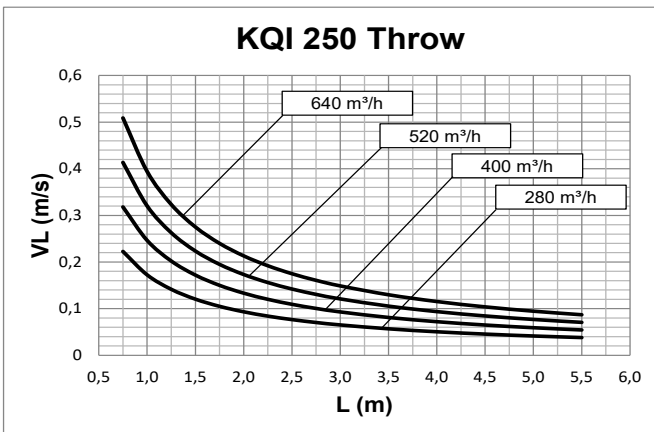
KQI SERIES

PERFORMANCE KQI-250

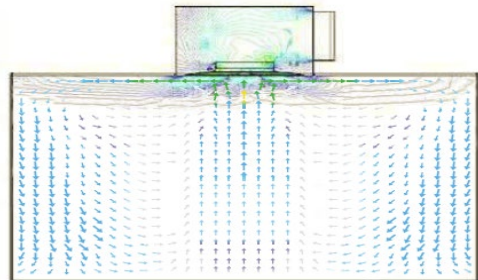



Data obtained operating in isothermal conditions in accordance with the international standard: ISO 5219 1984: *Air distribution and air diffusion - Laboratory. Aerodynamic testing and rating of air terminal devices.*

A (m) distance between the diffusers
 Vo (m/s) speed at the limit of the occupied zone
 L (m) horizontal distance in metres from the centre of the diffuser
 VL (m/s) maximum speed in the air stream



For Hr different from 3m:
 $Vo(h) = Vo \times Kf$

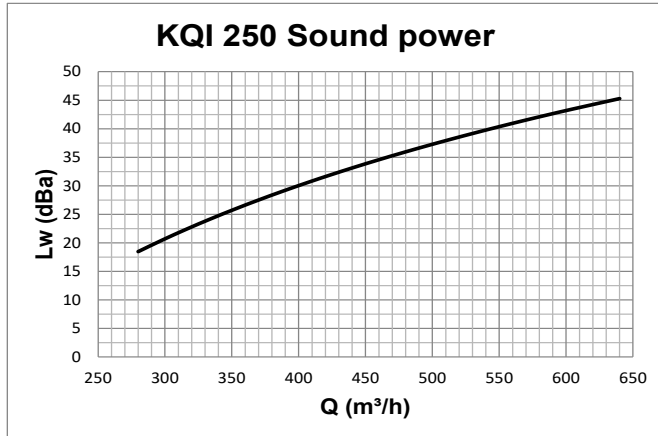




CEILING IMPULSE DIFFUSERS

KQI
SERIES

PERFORMANCE KQI-250

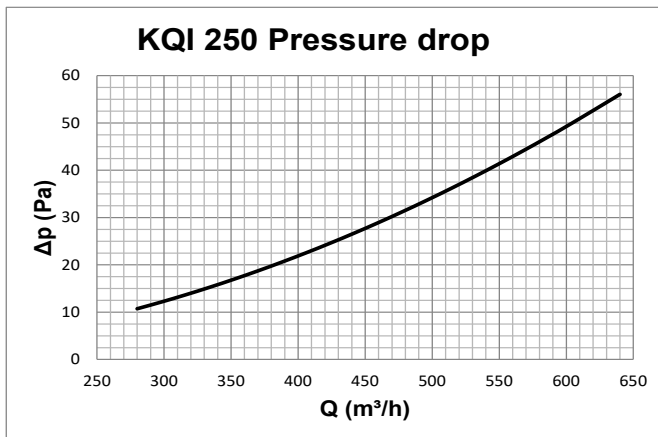


Data measured in reverberation room in accordance with international standards:

ISO 3741 1999: *Acoustic - determination of sound power levels of noise sources using sound pressure - Precision methods for reverberation rooms*


ISO 5135 1997: *Acoustic - determination of sound power levels of noise from air-terminal devices ; air terminal units; dampers and valves by measurement in a reverberation room.*

The data presented does not consider the attenuation given by the area of installation. This attenuation is normally between 6 and 10 dBA and is determined by the room size, the shape of the environment and the interior features.



Data obtained operating in accordance with the international standard:

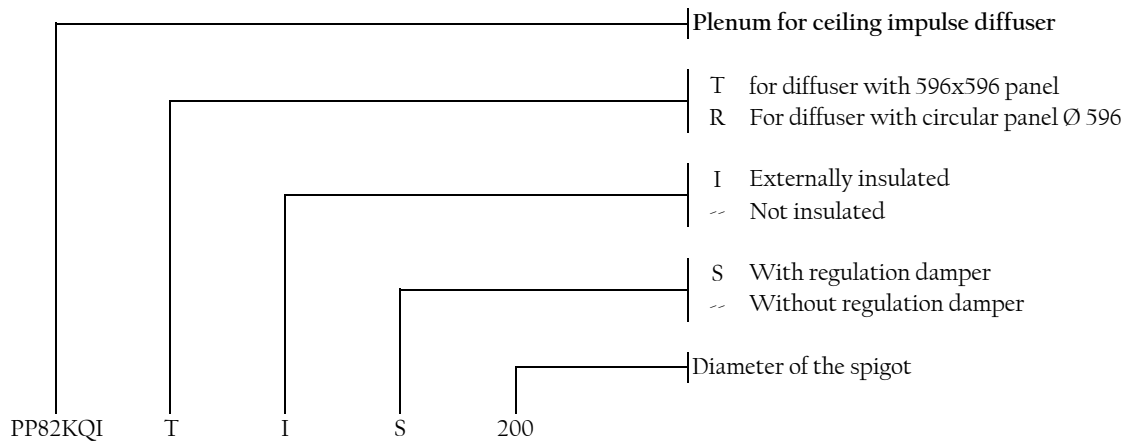
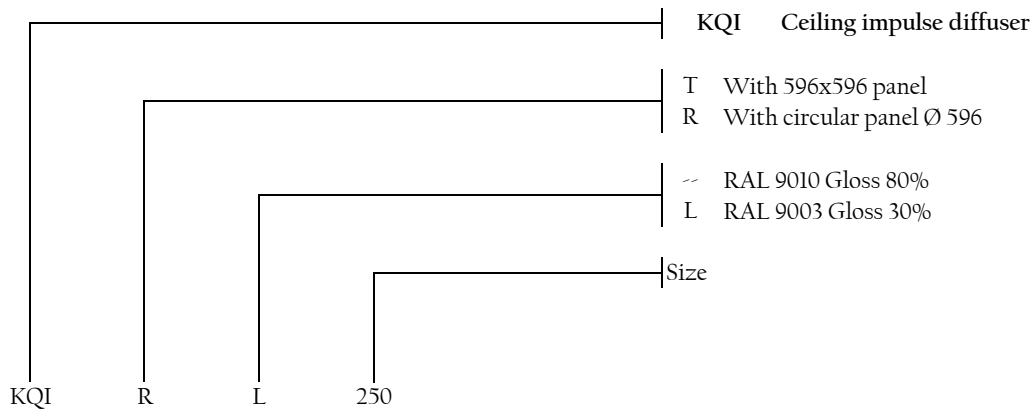
ISO 5219 1984: *Air distribution and air diffusion - Laboratory. Aerodynamic testing and rating of air terminal devices.*



CEILING IMPULSE DIFFUSERS

KQI
SERIES

HOW TO ORDER



for correct operation, the air inlet diameter of the plenum must be the same of the nominal size of the diffuser