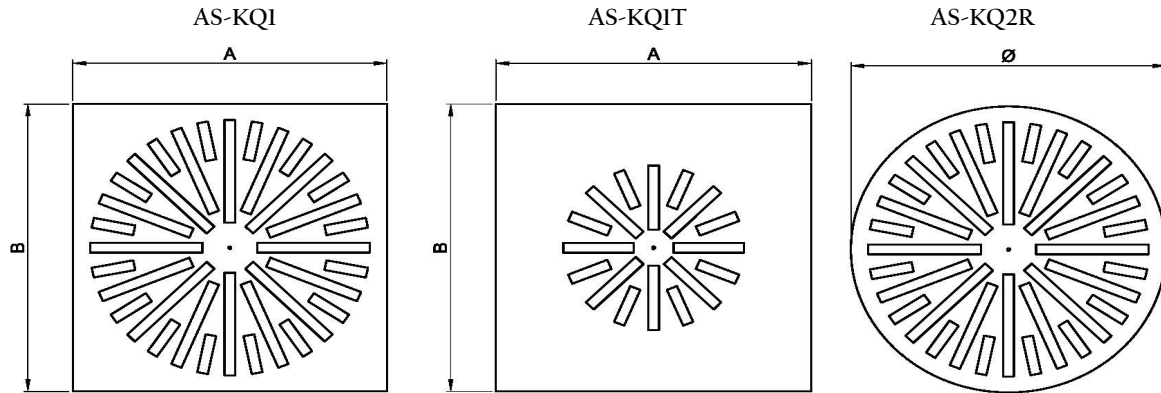



HIGH-INDUCTION DIFFUSERS FOR COUNTERCEILING

AS-KQ1
SERIES



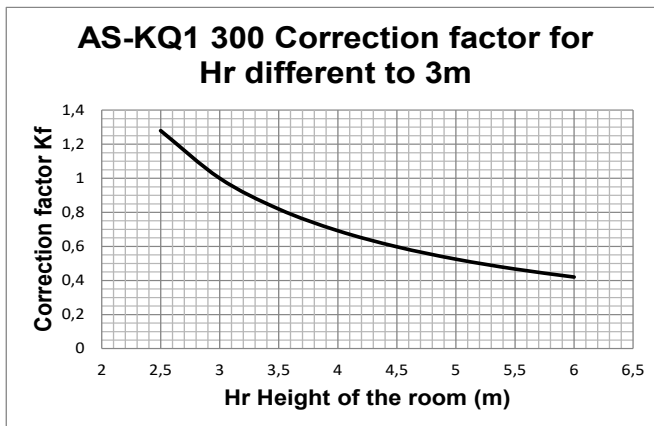
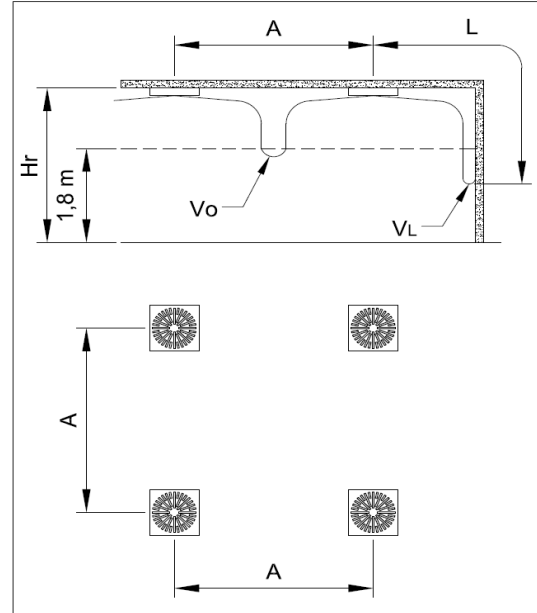
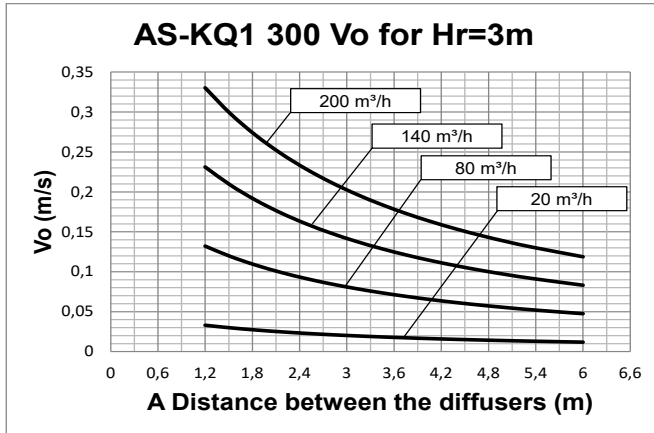
Model	Nominal size	A [mm]	B [mm]	Ø [mm]	N° of slots	Length of the slots [mm]	Ak [m ²]
AS-KQ1 300	300	298	298	--	8	80	0,006
AS-KQ1 400	400	398	398	--	8	80	0,022
					8	130	
AS-KQ1 500	500	498	498	--	16	80	0,036
					8	180	
AS-KQ1 600	600	596	596	--	16	80	0,055
					8	180	
					8	216	
AS-KQ1 625	625	623	623	--	16	80	0,055
					8	180	
					8	216	
AS-KQIT 300	300	596	596	--	8	80	0,006
AS-KQIT 400	400	596	596	--	8	80	0,022
					8	130	
AS-KQIT 500	500	596	596	--	16	80	0,036
					8	180	
AS-KQIR 300	300	298	298	296	8	80	0,006
AS-KQIR 400	400	--	--	396	8	80	0,022
					8	130	
AS-KQIR 500	500	--	--	496	16	80	0,036
					8	180	
AS-KQIR 600	600	--	--	596	16	80	0,055
					8	180	
					8	216	
AS-KQIR 625	625	--	--	621	16	80	0,055
					8	180	
					8	216	



HIGH-INDUCTION DIFFUSERS FOR COUNTERCEILING

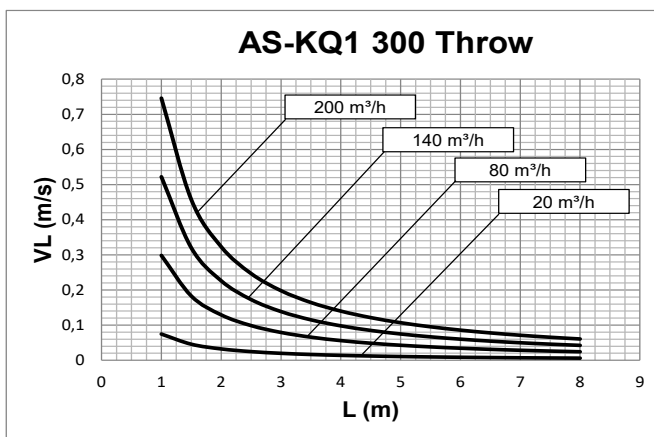
PERFORMANCE AS-KQ1-300

AS-KQ1
SERIES

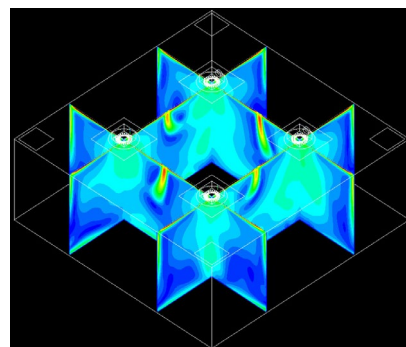



Data obtained operating in isothermal conditions in accordance with the international standard: ISO 5219 1984: Air distribution and air diffusion - Laboratory. Aerodynamic testing and rating of air terminal devices.

A (m) distance between the diffusers
 Vo (m/s) speed at the limit of the occupied zone
 L (m) horizontal distance in metres from the centre of the diffuser
 VL (m/s) maximum speed in the air stream



For Hr different from 3m:
 $V_o(h) = V_o \times K_f$

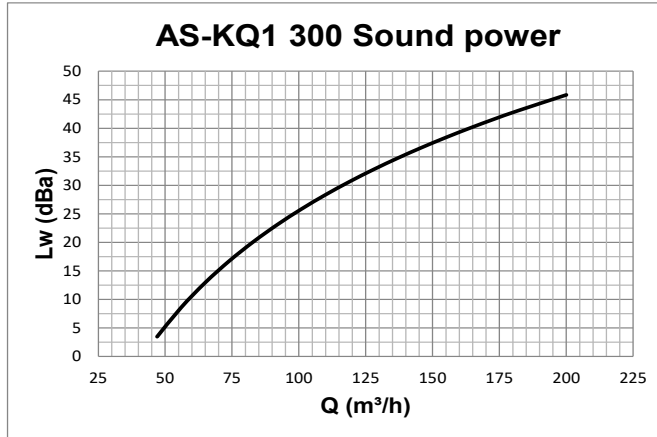




DIFFUSORI DA CONTROSOFFITTO AD ALTA INDUZIONE

PERFORMANCE AS-KQ1-300

SERIE
AS-KQ1

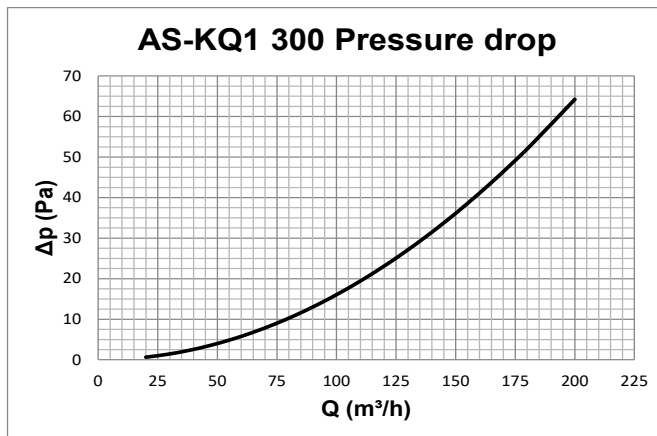


Data measured in reverberation room in accordance with international standards:

ISO 3741 1999: *Acoustic - determination of sound power levels of noise sources using sound pressure - Precision methods for reverberation rooms*


ISO 5135 1997: *Acoustic - determination of sound power levels of noise from air-terminal devices; air terminal units; dampers and valves by measurement in a reverberation room.*

The data presented does not consider the attenuation given by the area of installation. This attenuation is normally between 6 and 10 dBA and is determined by the room size, the shape of the environment and the interior features.



Data obtained operating in accordance with the international standard:

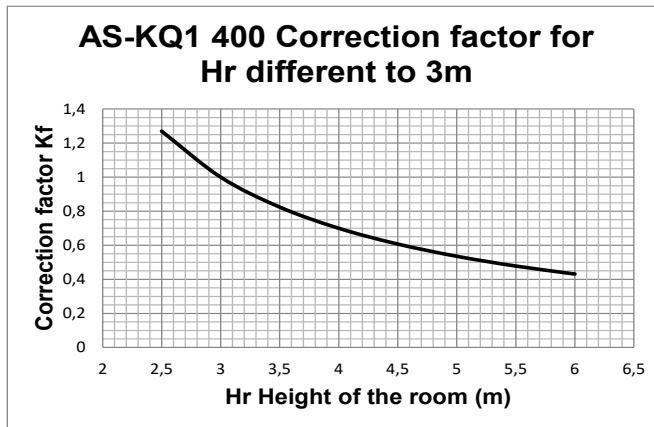
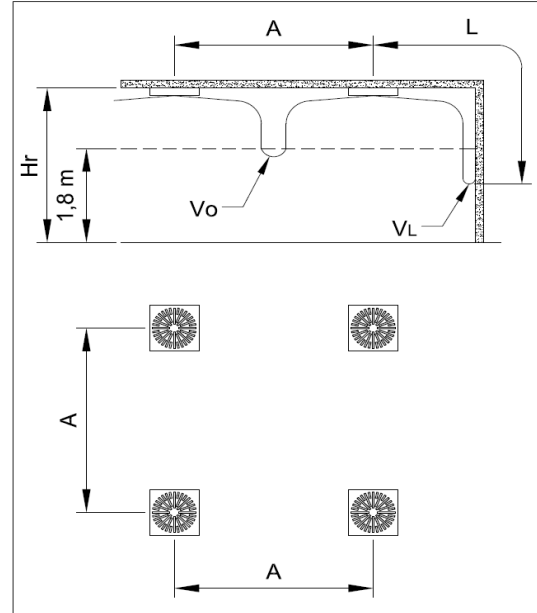
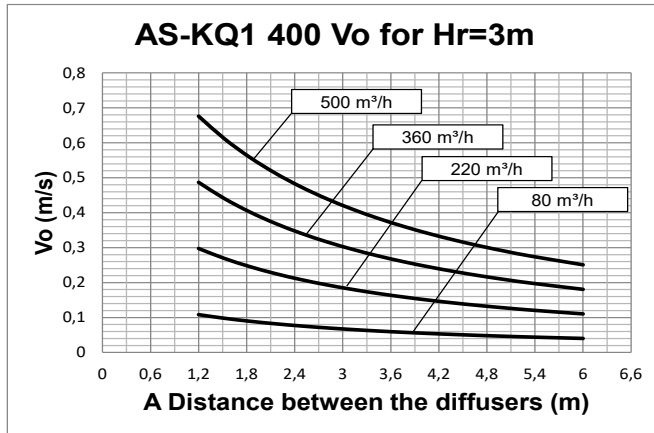
ISO 5219 1984: *Air distribution and air diffusion - Laboratory. Aerodynamic testing and rating of air terminal devices.*



HIGH-INDUCTION DIFFUSERS FOR COUNTERCEILING

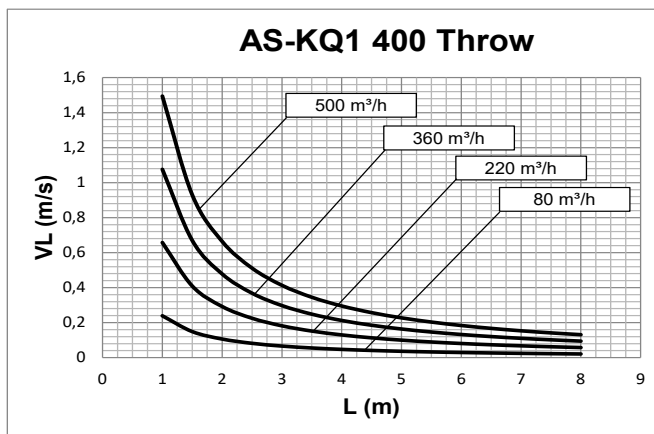
PERFORMANCE AS-KQ1-400

AS-KQ1
SERIES

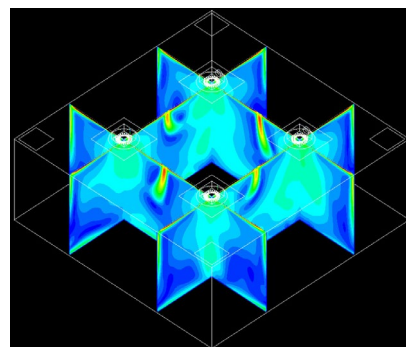



Data obtained operating in isothermal conditions in accordance with the international standard: ISO 5219 1984: Air distribution and air diffusion - Laboratory. Aerodynamic testing and rating of air terminal devices.

A (m) distance between the diffusers
 Vo (m/s) speed at the limit of the occupied zone
 L (m) horizontal distance in metres from the centre of the diffuser
 VL (m/s) maximum speed in the air stream



For Hr different from 3m:
 $V_o(h) = V_o \times K_f$

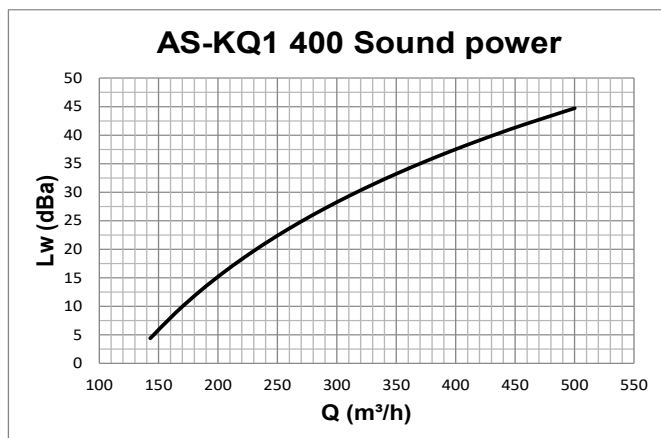




DIFFUSORI DA CONTROSOFFITTO AD ALTA INDUZIONE

PERFORMANCE AS-KQ1-400

SERIE
AS-KQ1

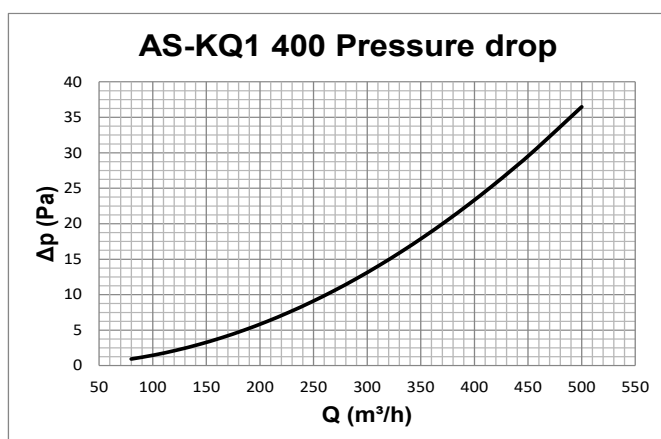


Data measured in reverberation room in accordance with international standards:

ISO 3741 1999: *Acoustic - determination of sound power levels of noise sources using sound pressure - Precision methods for reverberation rooms*


ISO 5135 1997: *Acoustic - determination of sound power levels of noise from air-terminal devices; air terminal units; dampers and valves by measurement in a reverberation room.*

The data presented does not consider the attenuation given by the area of installation. This attenuation is normally between 6 and 10 dBA and is determined by the room size, the shape of the environment and the interior features.



Data obtained operating in accordance with the international standard:

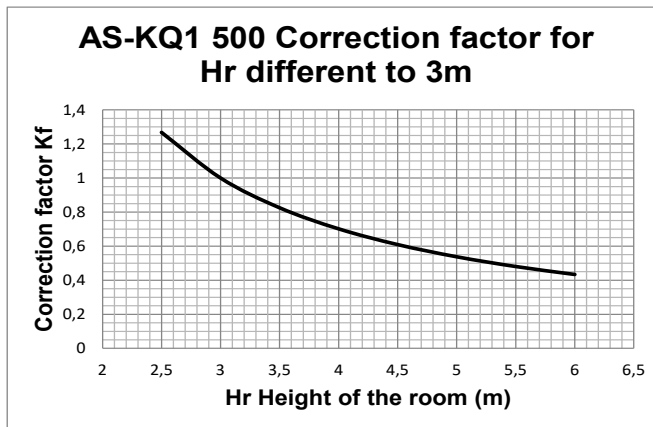
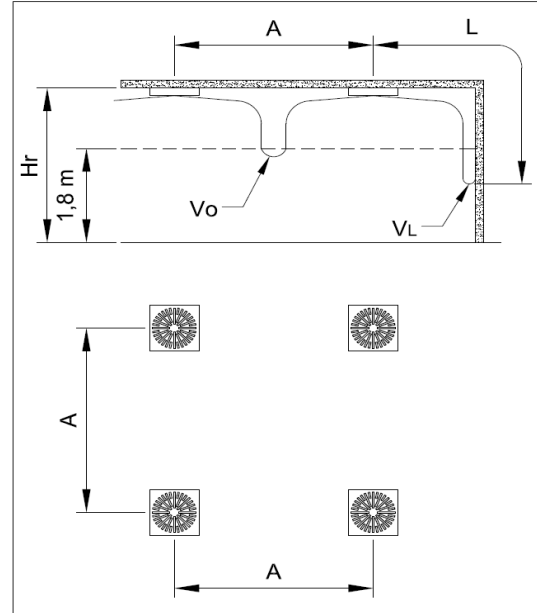
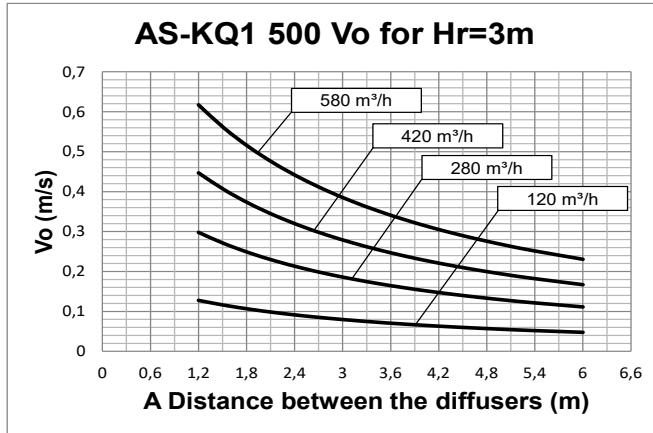
ISO 5219 1984: *Air distribution and air diffusion - Laboratory. Aerodynamic testing and rating of air terminal devices.*



HIGH-INDUCTION DIFFUSERS FOR COUNTERCEILING

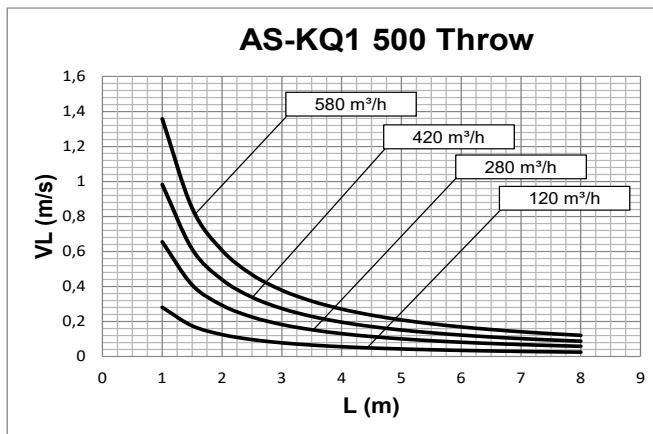
PERFORMANCE AS-KQ1-500

AS-KQ1
SERIES

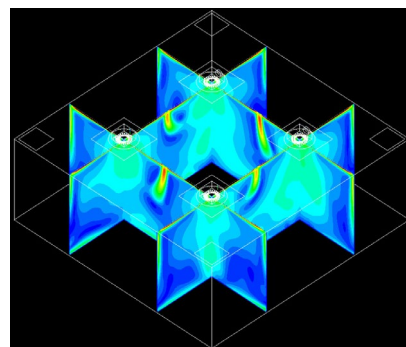



Data obtained operating in isothermal conditions in accordance with the international standard: ISO 5219 1984: *Air distribution and air diffusion - Laboratory. Aerodynamic testing and rating of air terminal devices.*

A (m) distance between the diffusers
 Vo (m/s) speed at the limit of the occupied zone
 L (m) horizontal distance in metres from the centre of the diffuser
 VL (m/s) maximum speed in the air stream



For Hr different from 3m:
 $V_o(h) = V_o \times K_f$

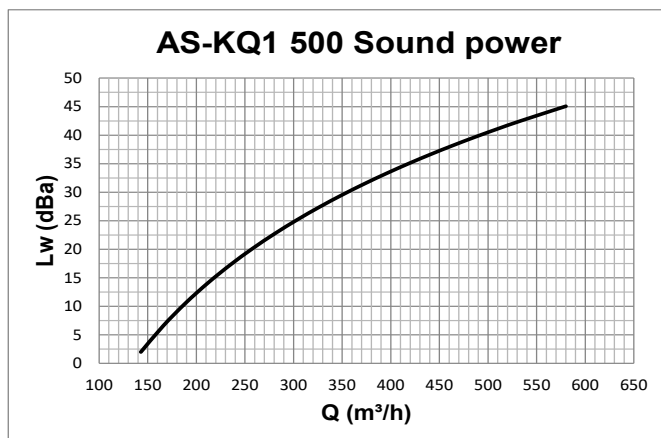




DIFFUSORI DA CONTROSOFFITTO AD ALTA INDUZIONE

PERFORMANCE AS-KQ1-500

SERIE
AS-KQ1

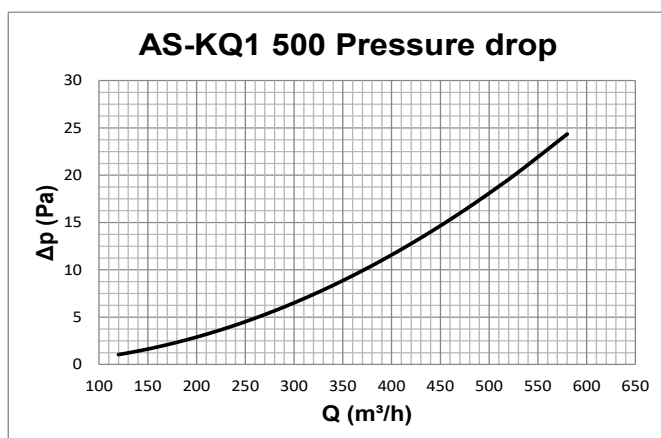


Data measured in reverberation room in accordance with international standards:

ISO 3741 1999: *Acoustic - determination of sound power levels of noise sources using sound pressure - Precision methods for reverberation rooms*


ISO 5135 1997: *Acoustic - determination of sound power levels of noise from air-terminal devices ; air terminal units; dampers and valves by measurement in a reverberation room.*

The data presented does not consider the attenuation given by the area of installation. This attenuation is normally between 6 and 10 dBA and is determined by the room size, the shape of the environment and the interior features.



Data obtained operating in accordance with the international standard:

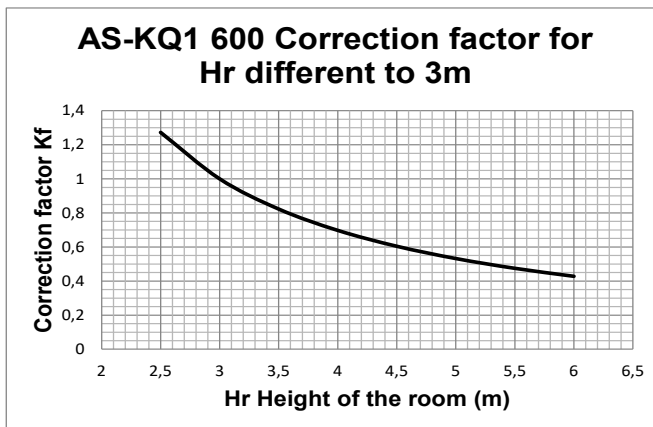
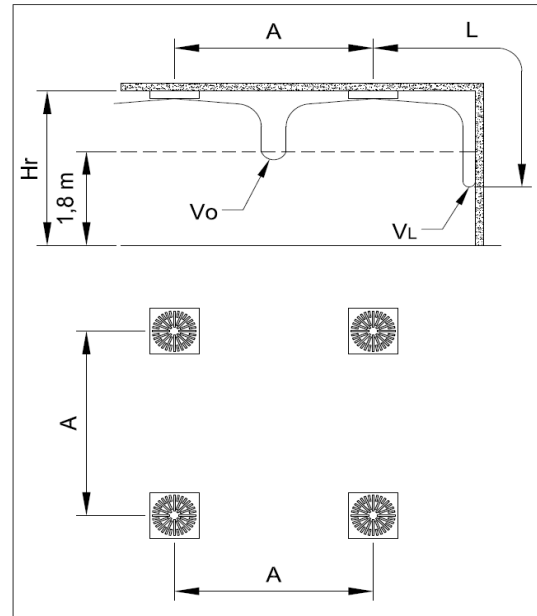
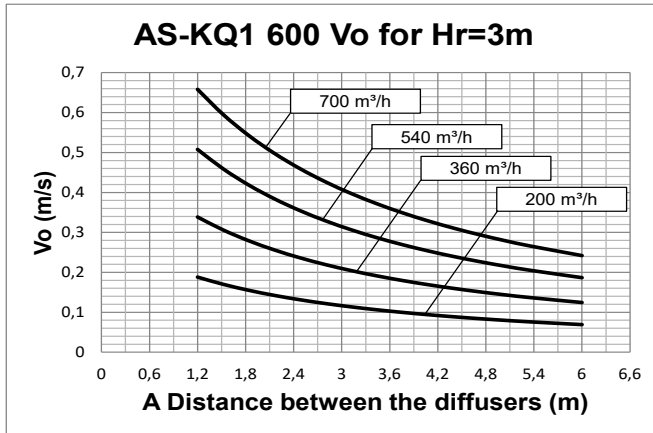
ISO 5219 1984: *Air distribution and air diffusion - Laboratory. Aerodynamic testing and rating of air terminal devices.*



HIGH-INDUCTION DIFFUSERS FOR COUNTERCEILING

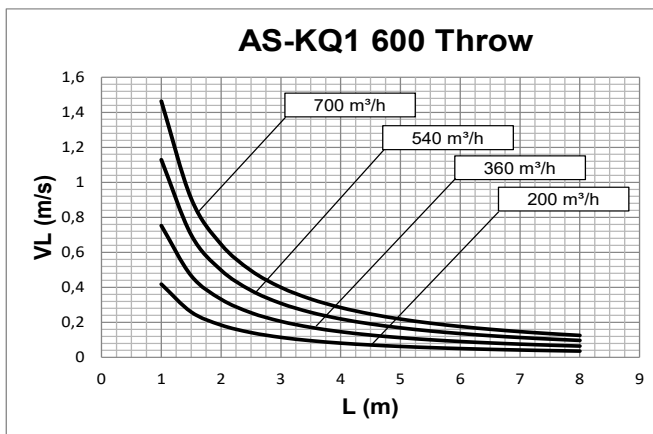
PERFORMANCE AS-KQ1-600

AS-KQ1
SERIES

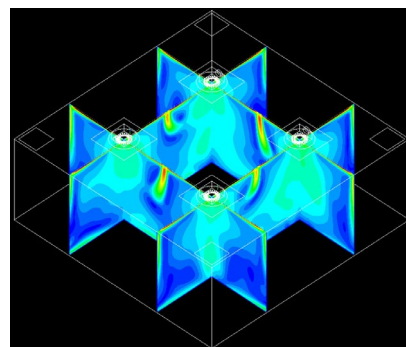



Data obtained operating in isothermal conditions in accordance with the international standard: ISO 5219 1984: Air distribution and air diffusion - Laboratory. Aerodynamic testing and rating of air terminal devices.

A (m) distance between the diffusers
 Vo (m/s) speed at the limit of the occupied zone
 L (m) horizontal distance in metres from the centre of the diffuser
 VL (m/s) maximum speed in the air stream



For Hr different from 3m:
 $V_o(h) = V_o \times K_f$

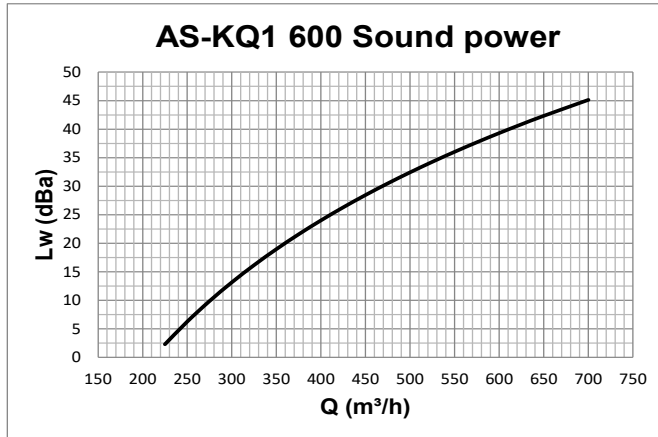




DIFFUSORI DA CONTROSOFFITTO AD ALTA INDUZIONE

PERFORMANCE AS-KQ1-600

SERIE
AS-KQ1

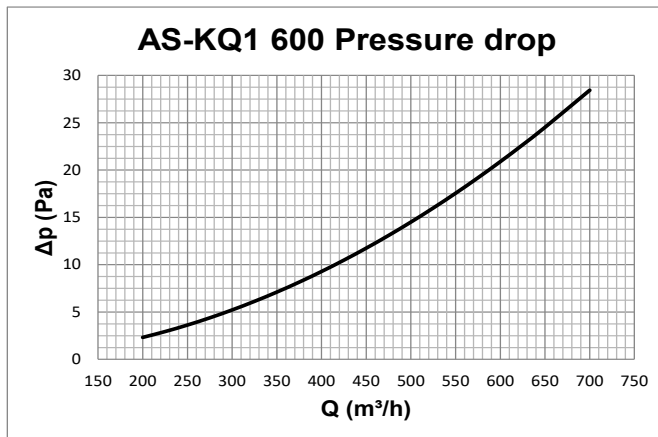


Data measured in reverberation room in accordance with international standards:

ISO 3741 1999: *Acoustic - determination of sound power levels of noise sources using sound pressure - Precision methods for reverberation rooms*


ISO 5135 1997: *Acoustic - determination of sound power levels of noise from air-terminal devices; air terminal units; dampers and valves by measurement in a reverberation room.*

The data presented does not consider the attenuation given by the area of installation. This attenuation is normally between 6 and 10 dBA and is determined by the room size, the shape of the environment and the interior features.



Data obtained operating in accordance with the international standard:

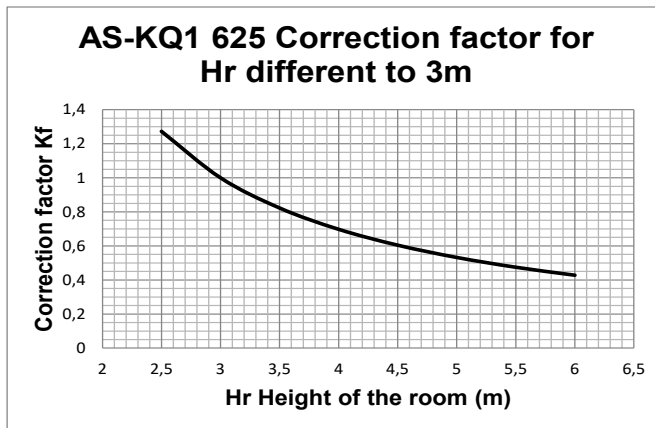
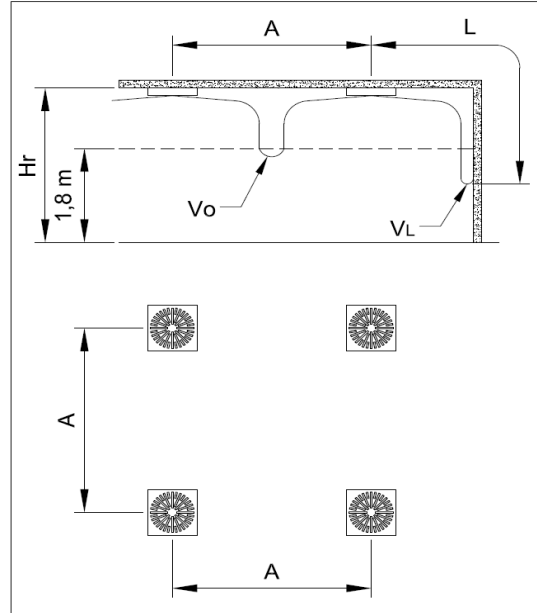
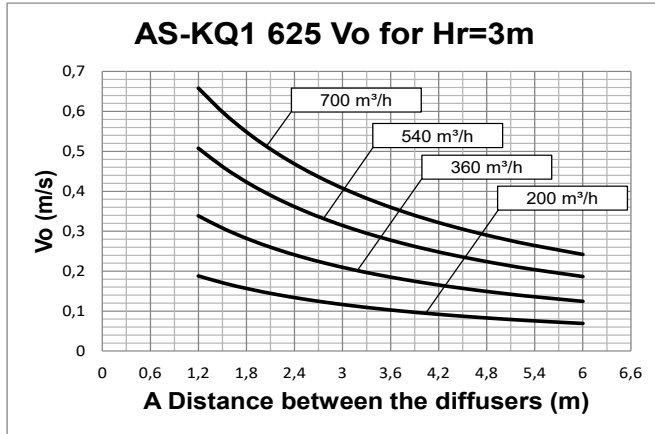
ISO 5219 1984: *Air distribution and air diffusion - Laboratory. Aerodynamic testing and rating of air terminal devices.*



HIGH-INDUCTION DIFFUSERS FOR COUNTERCEILING

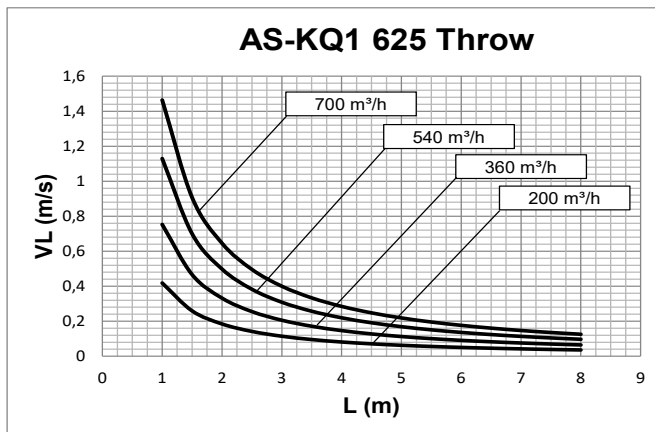
AS-KQ1
SERIES

PERFORMANCE AS-KQ1-625

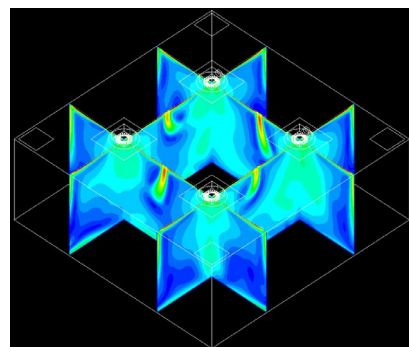



Data obtained operating in isothermal conditions in accordance with the international standard: ISO 5219 1984: *Air distribution and air diffusion - Laboratory. Aerodynamic testing and rating of air terminal devices.*

A (m) distance between the diffusers
 Vo (m/s) speed at the limit of the occupied zone
 L (m) horizontal distance in metres from the centre of the diffuser
 VL (m/s) maximum speed in the air stream



For Hr different from 3m:
 $V_o(h) = V_o \times K_f$

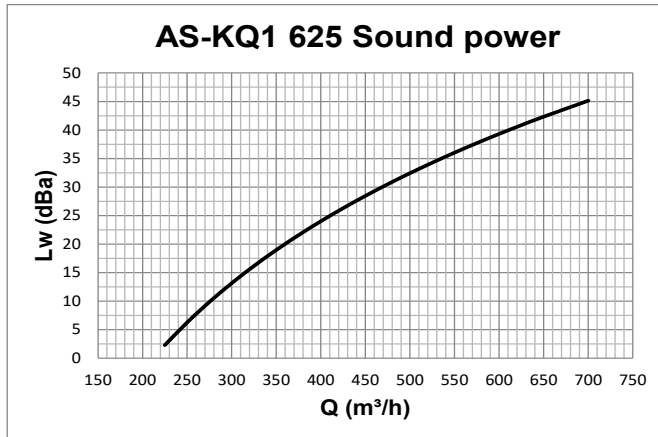




DIFFUSORI DA CONTROSOFFITTO AD ALTA INDUZIONE

PERFORMANCE AS-KQ1-625

SERIE
AS-KQ1

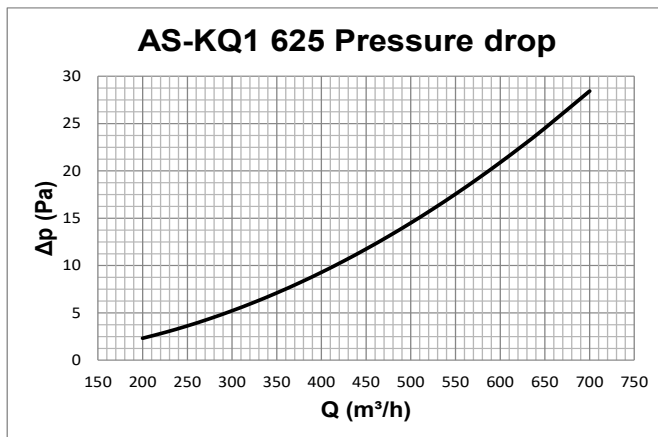


Data measured in reverberation room in accordance with international standards:

ISO 3741 1999: *Acoustic - determination of sound power levels of noise sources using sound pressure - Precision methods for reverberation rooms*


ISO 5135 1997: *Acoustic - determination of sound power levels of noise from air-terminal devices ; air terminal units; dampers and valves by measurement in a reverberation room.*

The data presented does not consider the attenuation given by the area of installation. This attenuation is normally between 6 and 10 dBA and is determined by the room size, the shape of the environment and the interior features.



Data obtained operating in accordance with the international standard:

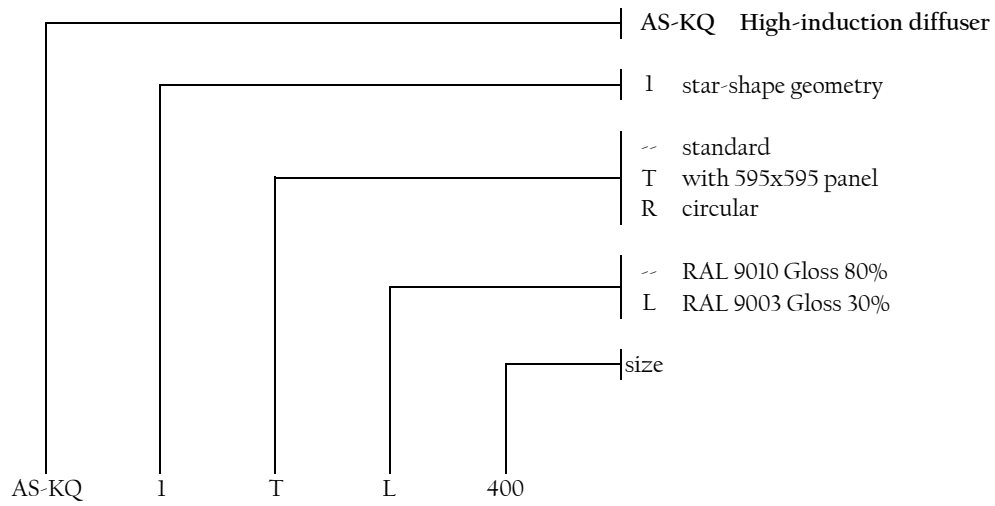
ISO 5219 1984: *Air distribution and air diffusion - Laboratory. Aerodynamic testing and rating of air terminal devices.*




DIFFUSORI DA CONTROSOFFITTO
AD ALTA INDUZIONE

SERIE
AS-KQ1

COME ORDINARE

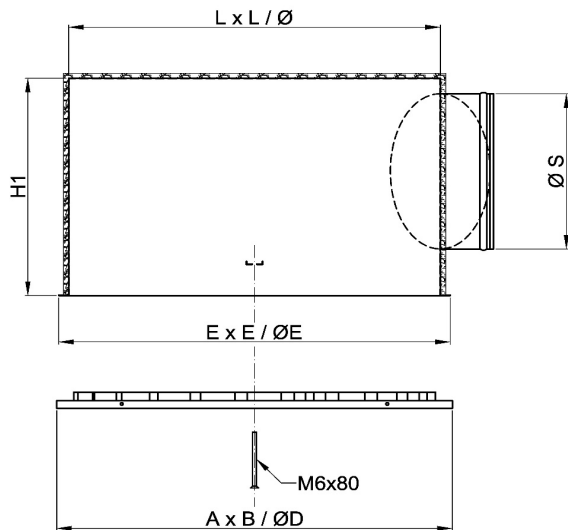




PLENUM FOR DIFFUSERS HIGH INDUCTION KQ SERIES

PP80
PP81

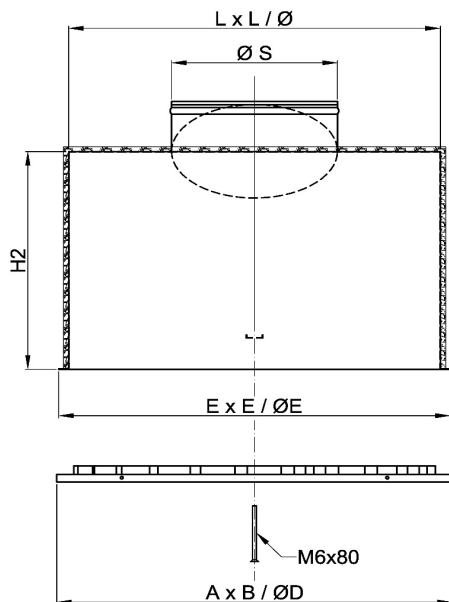
PLENUM IN SEEL SHEET



PLENUM PP80

Made of galvanized sheet steel.
Lateral connection.
Mounting bridge for mounting diffuser with central screw.
Complete with hooks for ceiling suspension.

optionals:
polyethylene insulation;
equalizer steel mesh;
control damper into the fitting.



PLENUM PP81

Made of galvanized sheet steel.
Rear connection.
Mounting bridge for mounting diffuser with central screw.
Complete with hooks for ceiling suspension.

optionals:
polyethylene insulation;
equalizer steel mesh;
control damper into the fitting.

Nominal size of the diffuser	AxB ØD	L x L Ø	E x E ØE	H1	H2	N° connec- tions	S	Connection and damper material
300	296	260	290	250	150	1	123	ABS (*)
400	396	360	390	350	200	1	195	ABS (*)
500	496	460	490	350	200	1	195	ABS (*)
600	596	560	590	350	200	1	245	ABS (*)
625	621	585	615	350	200	1	245	ABS (*)
800	796	760	790	400	250	1	296	steel
825	821	785	815	400	250	1	296	steel

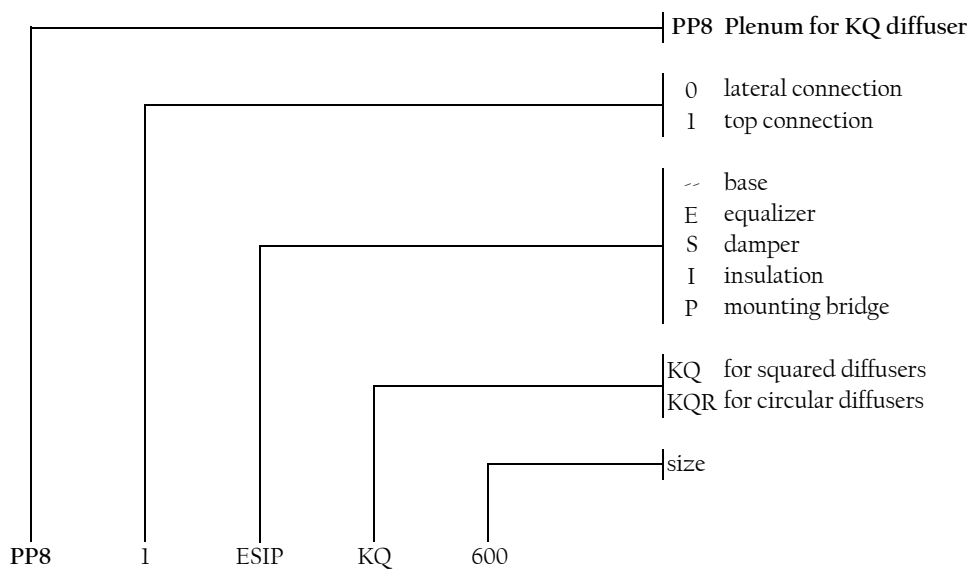
(*) Steel on request



PLENUM FOR DIFFUSERS HIGH INDUCTION KQ SERIES

PP80
PP81

HOW TO ORDER



Standard sizes
200
300
400
500
600
625
800
825



PS PLENUM

PPS SERIES

OVERVIEW

OVERVIEW :

The PPS series of polystyrene assemblable plenum boxes have a density of 45 kg/m³, with a Fire class I quality, eternally crystallised.

The transformation process and the special properties of the material, make the PPS a very compact and lightweight plenum.

These special features combined to the trapezoidal shape that distinguish it, allows the fixing of the unit in completed countersealing structure. This facilitates both the realisation and maintenance of the system. Given the light weight, the plenum is positioned on the structure of the counter ceiling, eliminating therefore the necessity of using hanging clips for fixing to the ceiling.

This has the advantage of reducing considerably the fitting time and a saving of the space used of over 50%, compared to a traditional plenum box.

The PPS has an excellent thermal acoustic insulation characteristic. It does not therefore require additional insulating material.

The PPS plenums can be supplied already assembled with a square 600x60mm diffuser panel, model KQ1, complete with regulation damper in ABS and equalizer, ready for installation.

As an alternative, there is also a version assembled but without the diffuser fitted.

Lastly a kit is also available, comprising the plenum, the connection "C", bar "A" and assembly diagram.

Installation: once the diffuser has been fitted to the plenum using the screw "V" (PPS-V680T) to bar "A", the plenum is positioned on the counter ceiling structure.

TECHNICAL CHARACTERISTICS:

fire reaction:

Class I - Test report CSI DC01/378F05.

Euroclass E - Test report CSI DC01/656F07

Mechanic resistance:

10% deformation with 226kPa pressure - Test report CSI 0936/FPM/MATs/07.

Water absorption:

Increase average volume 3,26% in full immersion, tested according to UNI EN 12087 method 2A - Test report CSI 0936/FPM/MATs/07_2.

Thermal conductivity:

Δ (average) 0,0320 W/mK - Test report CSI 0037/DC/TTS/07.

Thermal resistance:

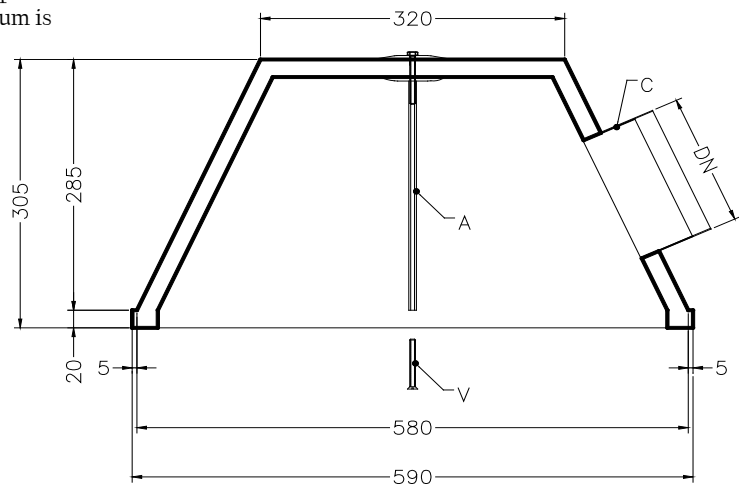
R (average) 0.637 m²K/W - Test report CSI 0037/DC/TTS/07.

Test certificate type:

Certificate CSI DE/1831/07 issued in conformity to directive 89/106/CEE on the basis of UNI EN 13163/2003 and UNI EN 13172/2003.

The documentation indicated above can be viewed in electronic form in Italian with prior agreement from the Technical Department.

ASSEMBLED PPS





PS PLENUM

CODES

PPS SERIES

Image	Description	Connector diameter	Code
	Plenum in PS already assembled with connector in ABS with damper and without equalizer.	125	PPS-PS125
		160	PPS-PS160
		200	PPS-PS200
		250	PPS-PS250
	Plenum in PS already assembled, complete with connector in ABS with damper and equalizer.	125	PPS-PES125
		160	PPS-PES160
		200	PPS-PES200
		250	PPS-PES250
	Plenum in PS already assembled, complete with connector in ABS with damper, equalizer and diffuser KQ1 600.	125	PPS-KQIPES125
		160	PPS-KQIPES160
		200	PPS-KQIPES200
		250	PPS-KQIPES250

ACCESSORIES

	Only PS bell shape body with fixing bar (without connector)		PPS-KIT
	Equalizer for plenum		PPS-E
	Connector in ABS	125	RR10-125
		160	RR10-160
		200	RR10-200
		250	RR10-250
	Damper for connectors in ABS	125	RRS10-125
		160	RRS10-160
		200	RRS10-200
		250	RRS10-250
	Fixing screw (usually already included in the DIFFUSER)		PPS-V680T