




MICRO-NOZZLES DIFFUSERS

KVM
SERIES



OVERVIEW

FEATURES

The KVM diffusers purposely studied for the installation on rectangular duct or on walls.

The plate has a series of individually adjustable micro-nozzles; this feature provides the KVM high versatility, depending on the kind of environment it is put.

Its particular geometry allows a deep launch that lets a stream of air throughout the room and not only near the diffuser, allowing the installation even in rooms with height below the standard.

The high number of exit throws ensures a very high induction between primary air and ambient air, allowing a quick reduction of speed and temperature before the air enters the occupied zone.

MATERIAL FINISHES

Steel plate, aluminium border, nylon micro-nozzles, RAL9010.

ACCESSORIES

Plenum, Insulated plenum, Equalizer on diffuser, Plenum damper

Note: For dimensions where there is an asterisk and can use the plenum TE-PAB axb

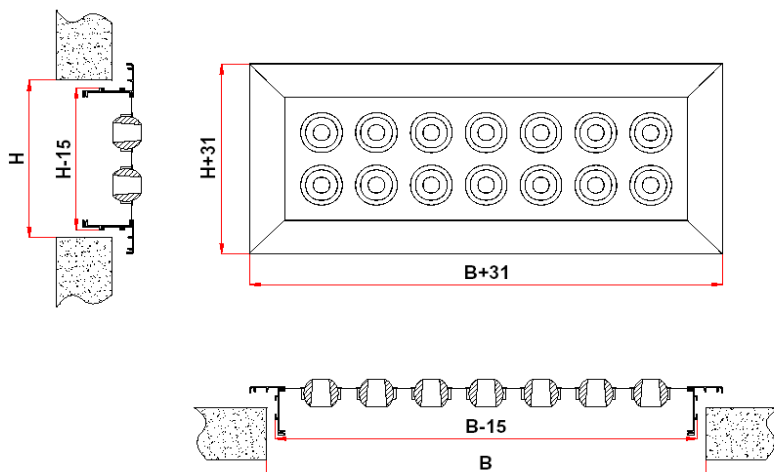
INSTALLATION:


Fitting on duct through frontal fixing with screw

UNSUITABLE ENVIRONMENTS

The aluminum products are not suitable for installation in environments with an atmosphere containing corrosive substances for this material and in particular containing chlorine, such as swimming pools, spas and some types of food industries.

The products in painted carbon steel are not suitable for installation in environments with high humidity and in environments with a potentially explosive atmosphere or containing powders or vapors of corrosive substances.





MICRO-NOZZLES DIFFUSERS

KVM
SERIES

TECHNICAL DATA

NUMBER OF NOZZLES

H \ B	100 1 row	150 2 rows	200 3 rows	250 4 rows	300 5 rows	350 6 rows
250	4					
300	5*	10*	15			
400	7*	14*	21*	28		
500	9	18*	27*	36	45	
600	11	22*	33*	44	55	
700	13	26	39	52	65	78
800	15	30	45	60	75	90
900	17	34	51	68	85	102
1000	19	38	57	76	95	114
1100			63	84	105	126
1200				92	115	138
1300				100	125	150
1400						162
1500						174

* compatible with TE-PAB

EFFECTIVE AREA Ak (m²)

H \ B	100 1 row	150 2 rows	200 3 rows	250 4 rows	300 5 rows	350 6 rows
250	0,000707					
300	0,000884	0,001767	0,002651			
400	0,001237	0,002474	0,003711	0,004948		
500	0,001590	0,003181	0,004771	0,006362	0,007952	
600	0,001944	0,003888	0,005832	0,007775	0,009719	
700	0,002297	0,004595	0,006892	0,009189	0,011486	0,013784
800	0,002651	0,005301	0,007952	0,010603	0,013254	0,015904
900	0,003004	0,006008	0,009012	0,012017	0,015021	0,018025
1000	0,003358	0,006715	0,010073	0,013430	0,016788	0,020145
1100			0,011133	0,014844	0,018555	0,022266
1200				0,016258	0,020322	0,024387
1300				0,017671	0,022089	0,026507
1400						0,028628
1500						0,030748


Air flow Q in m³/h → V_k (m/s) = Q/3600/Ak

Air flow Q in l/s → V_k (m/s) = Q/1000/Ak

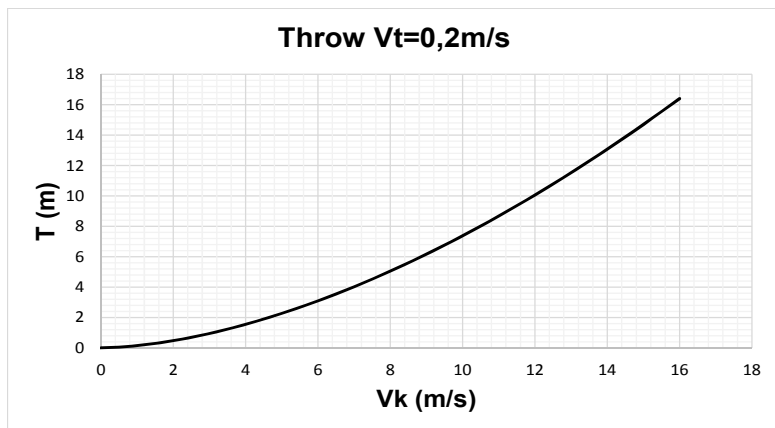


MICRO-NOZZLES DIFFUSERS

KVM
SERIES



TECHNICAL DATA



Data measured in isothermal conditions working according to international standard:

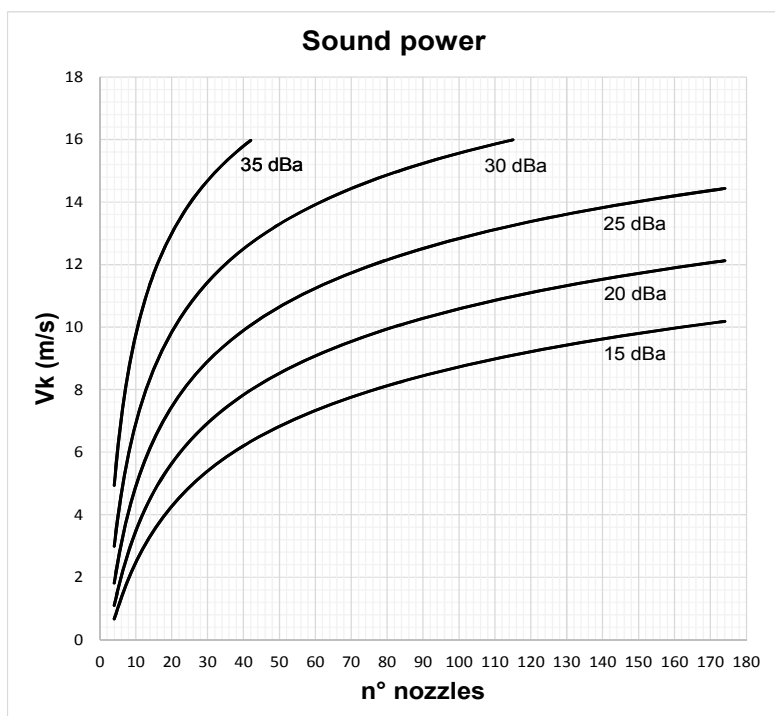
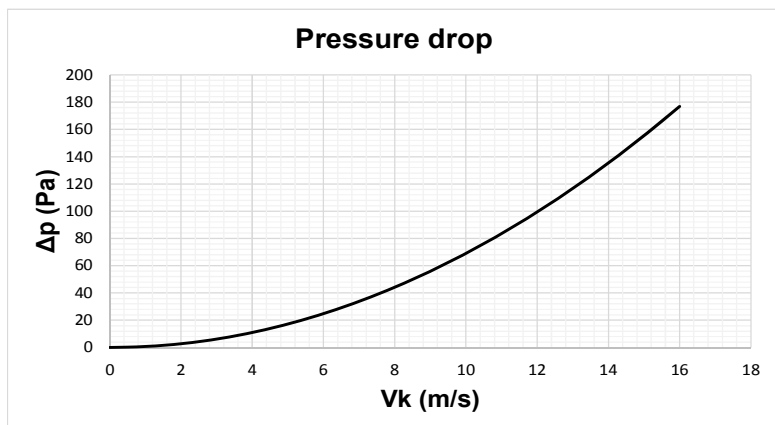
ISO 5219 1984: *Air distribution and air diffusion - Laboratory. Aerodynamic testing and rating of air terminal devices.*


Acoustical data measured in reverberation room in accordance with international standards:

ISO 3741 1999: *Acoustic - determination of sound power levels of noise sources using sound pressure - Precision methods for reverberation rooms*

ISO 5135 1997: *Acoustic - determination of sound power levels of noise from air-terminal devices ; air terminal units, dampers and valves by measurement in a reverberation room.*

The data presented does not consider the attenuation given by the area of installation. This attenuation is normally between 6 and 10 dBA and is determined by the room size, the shape of the environment and the interior features.





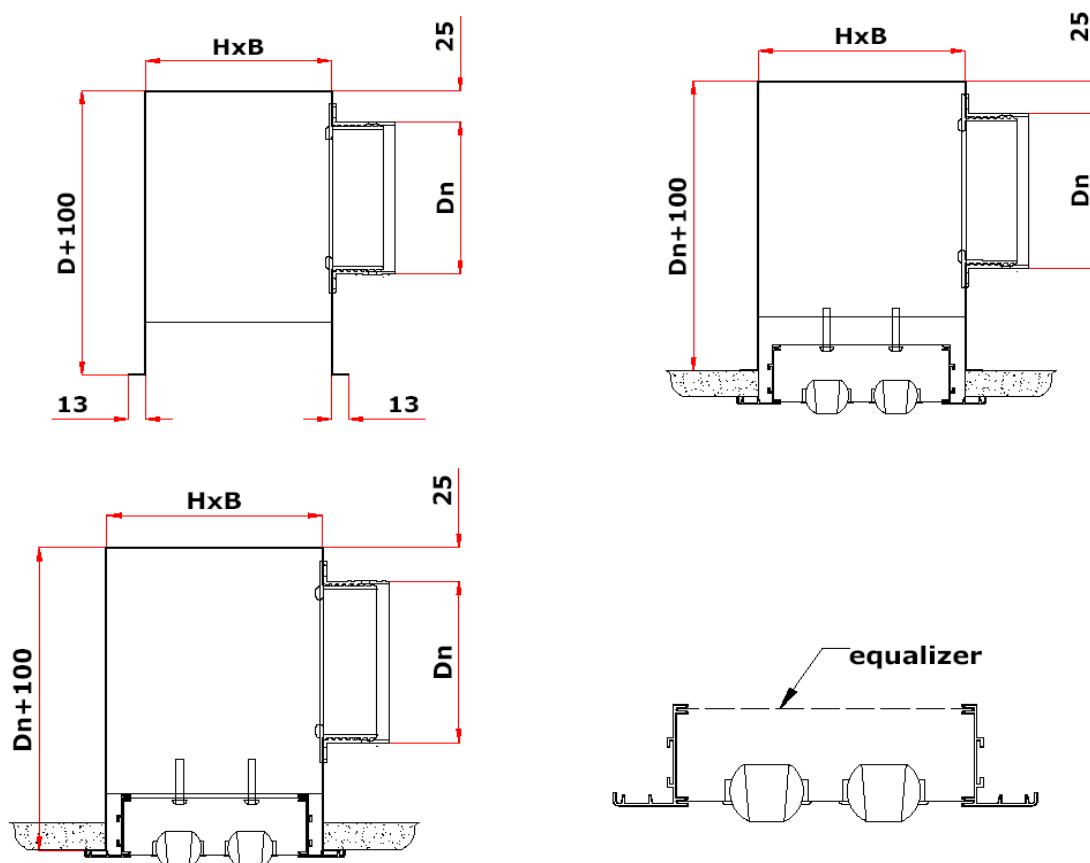
MICRO-NOZZLES DIFFUSERS

KVM SERIES

TECHNICAL DATA

PLENUM SIZE

H \ B	100 Dn	150 Dn	200 Dn	250 Dn	300 Dn	350 Dn
250	125					
300	125	125	125			
400	125	125	125	160		
500	125	125	160	160	200	
600	125	125	160	200	200	
700	125	160	200	200	250	250
800	125	160	200	250	250	250
900	125	160	200	250	250	2x250
1000	125	200	200	250	2x250	2x250
1100			250	250	2x250	2x250
1200				250	2x250	2x250
1300				2x250	2x250	2x250
1400						2x250
1500						2x250





MICRO-NOZZLES DIFFUSERS

KVM
SERIES

HOW TO ORDER

