



EXTERNAL INDUSTRIAL GRILLES 100 mm PITCH

GL
SERIES

OVERVIEW

OVERVIEW

The GL series is represented by a range of grilles for injection and extraction with fixed blades angled at 49°. Used for the injection of air from the external environment and for the extraction of unwanted air to the outside. It is recommended that for the external use of these grilles, a mesh should be used to prevent birds from passing through the units.

CHARACTERGLISTICS

Frame: in extruded aluminium, 50 mm wide, with rounded edges, built in four parts with the joints hidden under the frame during machine assembly.

Blades: In extruded aluminium with 100mm high blade, attached to the internal frame on four points of assembly.

Damper: optional accessory built entirely in aluminium with multiple blades with counter movement.

Counterframe : Made from galvanised steel sheet for mounting to walls of light structures.

Finishing : The grilles are made in anodised natural aluminium. RAL colours from table, on request.

SUPPLYABLE SIZES

Minimum: 300 x 240

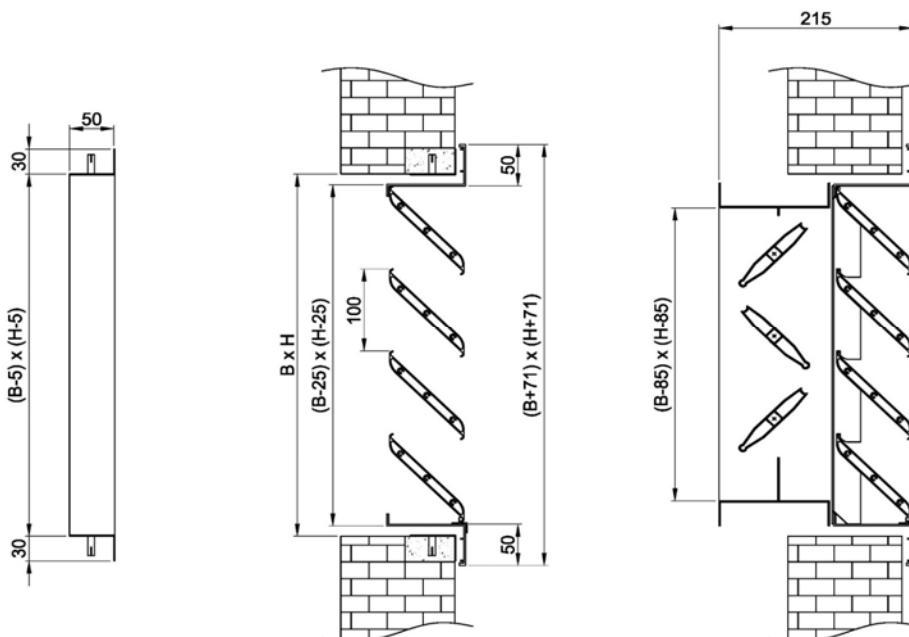
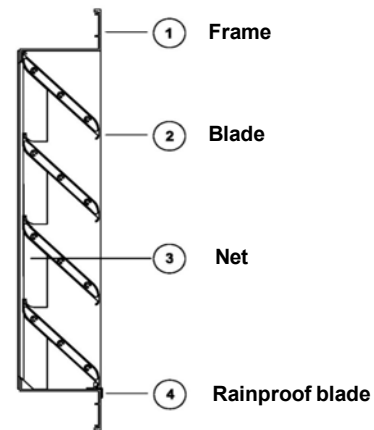
Maximum: 2.000 x 2.040

It is possible to supply grilles with one of the two sides (B or H) larger than the maximum sizes (up to 3000 mm) but no bigger than 4 m²

Please check availability and suppliability when requesting over measures.

UNSUITABLE ENVIRONMENTS

The aluminium products are not suitable for installation in environments with an atmosphere containing corrosive substances with an atmosphere containing chlorine, such as swimming pools, spas and some types of food industries.





EXTERNAL INDUSTRIAL GRILLES 100 mm PITCH

GL
SERIES



GRILLE COMPOSITIONS

CONSTRUCTION OF COMPOSED GRILLES :

The GL series are made from multiple panels depending both on the height and base where one of the two exceeds 2 metres in length and the section axed 4 m² (i.e. the measure are outside the standard measurements).

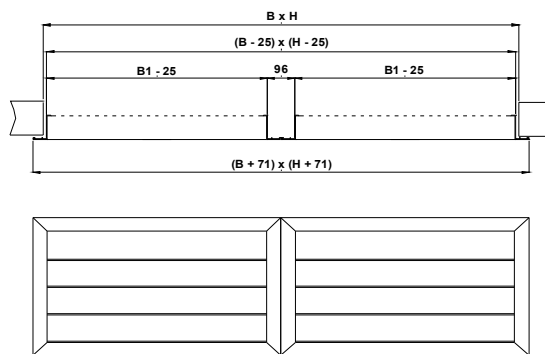
The nominal dimensions BxH of the standard composed grille are shown in the below table with the relative number of sections (2 or 3).

The standard composed grille is that where it is composed from single grilles with standard sizes. The assembly of the composed grilles is the responsibility of the supplier.

BASE DIMENSIONS

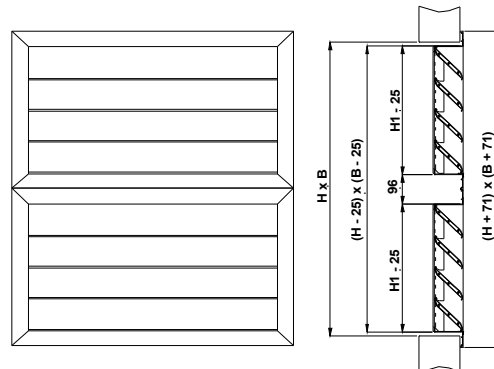
B	n _B	B1
2070	2	1000
2270	2	1100
2470	2	1200
2670	2	1300
2870	2	1400
3070	2	1500
3270	2	1600
3470	2	1700
3670	2	1800
3870	2	1900
4070	2	2000
4041	3	1300
4341	3	1400
4641	3	1500
4941	3	1600
5241	3	1700
5541	3	1800
5841	3	1900
6141	3	2000

GRILLE COMPOSITION IN 2 HORIZONTAL



The horizontal grille composition is done considering the nominal dimensions for B in the above table, to which corresponds the number of subdivisions of the base (n_B), the nominal dimension B1 of the single grille.

GRILLE COMPOSITION IN 2 VERTICAL PARTS



The vertical composition of the grille is done taking into account the nominal dimensions of H in the above table, that is in relation to the number of different subdivisions of the base (n_H), the nominal dimension H1 of the single grille. Differently to the base dimension B, that for H does not allow for dimensions different to those indicated due to construction restrictions dictated by the particular solution adopted.

HEIGHT DIMENSIONS

H	n _H	H1
2150	2	1040
2350	2	1140
2550	2	1240
2750	2	1340
2950	2	1440
3150	2	1540
3350	2	1640
3550	2	1740
3750	2	1840
3950	2	1940
4150	2	2040
4161	3	1340
4461	3	1440
4761	3	1540
5061	3	1640
5361	3	1740
5661	3	1840
5961	3	1940
6261	3	2040

LEGEND

B x H	Composed grille - nominal dimensions
B-25 x H-25	Composed grille - P. A. dimensions
B+71 x H+71	Composed grille - E. C. dimensions
n _B	n° of fields in the base B division
n _H	n° fields in the height H division
B1 x H1	Single grille - nominal dimensions
B1-25 x H1-25	Single grille - P. A. dimensions
B1+71 x H1+71	Single grille - E. C. dimensions



EXTERNAL INDUSTRIAL GRILLES
100 mm PITCH

GL
SERIES

EFFECTIVE AREA
Ak [m²]

	3040	0,544	0,701	0,859	1,016	1,174	1,332	1,489	1,647	1,804	1,962	
	2940	0,525	0,677	0,829	0,981	1,134	1,286	1,438	1,590	1,742	1,894	2,046
	2840	0,506	0,653	0,800	0,946	1,093	1,240	1,386	1,533	1,680	1,827	1,973
	2740	0,487	0,629	0,770	0,911	1,053	1,194	1,335	1,476	1,618	1,759	1,900
	2640	0,469	0,605	0,740	0,876	1,012	1,148	1,284	1,420	1,555	1,691	1,827
	2540	0,450	0,580	0,711	0,841	0,972	1,102	1,232	1,363	1,493	1,624	1,754
	2440	0,431	0,556	0,681	0,806	0,931	1,056	1,181	1,306	1,431	1,556	1,681
	2340	0,412	0,532	0,652	0,771	0,891	1,010	1,130	1,249	1,369	1,488	1,608
	2240	0,394	0,508	0,622	0,736	0,850	0,964	1,078	1,192	1,307	1,421	1,535
	2140	0,375	0,484	0,592	0,701	0,810	0,918	1,027	1,136	1,244	1,353	1,462
	2040	0,356	0,459	0,563	0,666	0,769	0,872	0,976	1,079	1,182	1,285	1,389
	1940	0,337	0,435	0,533	0,631	0,729	0,827	0,924	1,022	1,120	1,218	1,316
HEIGHT	1840	0,319	0,411	0,503	0,596	0,688	0,781	0,873	0,965	1,058	1,150	1,242
	1740	0,300	0,387	0,474	0,561	0,648	0,735	0,822	0,909	0,996	1,082	1,169
	1640	0,281	0,363	0,444	0,526	0,607	0,689	0,770	0,852	0,933	1,015	1,096
	1540	0,262	0,339	0,415	0,491	0,567	0,643	0,719	0,795	0,871	0,947	1,023
	1440	0,244	0,314	0,385	0,456	0,526	0,597	0,668	0,738	0,809	0,879	0,950
	1340	0,225	0,290	0,355	0,421	0,486	0,551	0,616	0,681	0,747	0,812	0,877
	1240	0,206	0,266	0,326	0,386	0,445	0,505	0,565	0,625	0,684	0,744	0,804
	1140	0,187	0,242	0,296	0,350	0,405	0,459	0,514	0,568	0,622	0,677	0,731
	1040	0,169	0,218	0,267	0,315	0,364	0,413	0,462	0,511	0,560	0,609	0,658
	940	0,150	0,193	0,237	0,280	0,324	0,367	0,411	0,454	0,498	0,541	0,585
	840	0,131	0,169	0,207	0,245	0,283	0,321	0,359	0,397	0,436	0,474	0,512
	740	0,112	0,145	0,178	0,210	0,243	0,276	0,308	0,341	0,373	0,406	0,439
	640	0,094	0,121	0,148	0,175	0,202	0,230	0,257	0,284	0,311	0,338	0,365
	540	0,075	0,097	0,118	0,140	0,162	0,184	0,205	0,227	0,249	0,271	0,292
	440	0,056	0,073	0,089	0,105	0,121	0,138	0,154	0,170	0,187	0,203	0,219
	340	0,037	0,048	0,059	0,070	0,081	0,092	0,103	0,114	0,124	0,135	0,146
240	0,019	0,024	0,030	0,035	0,040	0,046	0,051	0,057	0,062	0,068	0,073	
	400	500	600	700	800	900	1000	1100	1200	1300	1400	
	BASE											

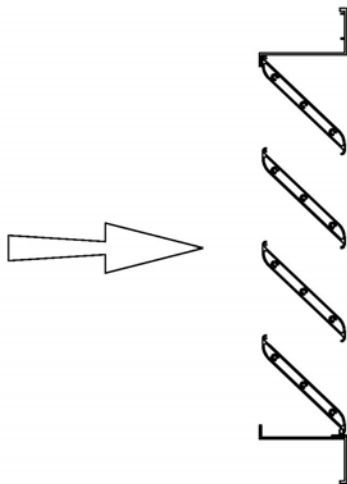
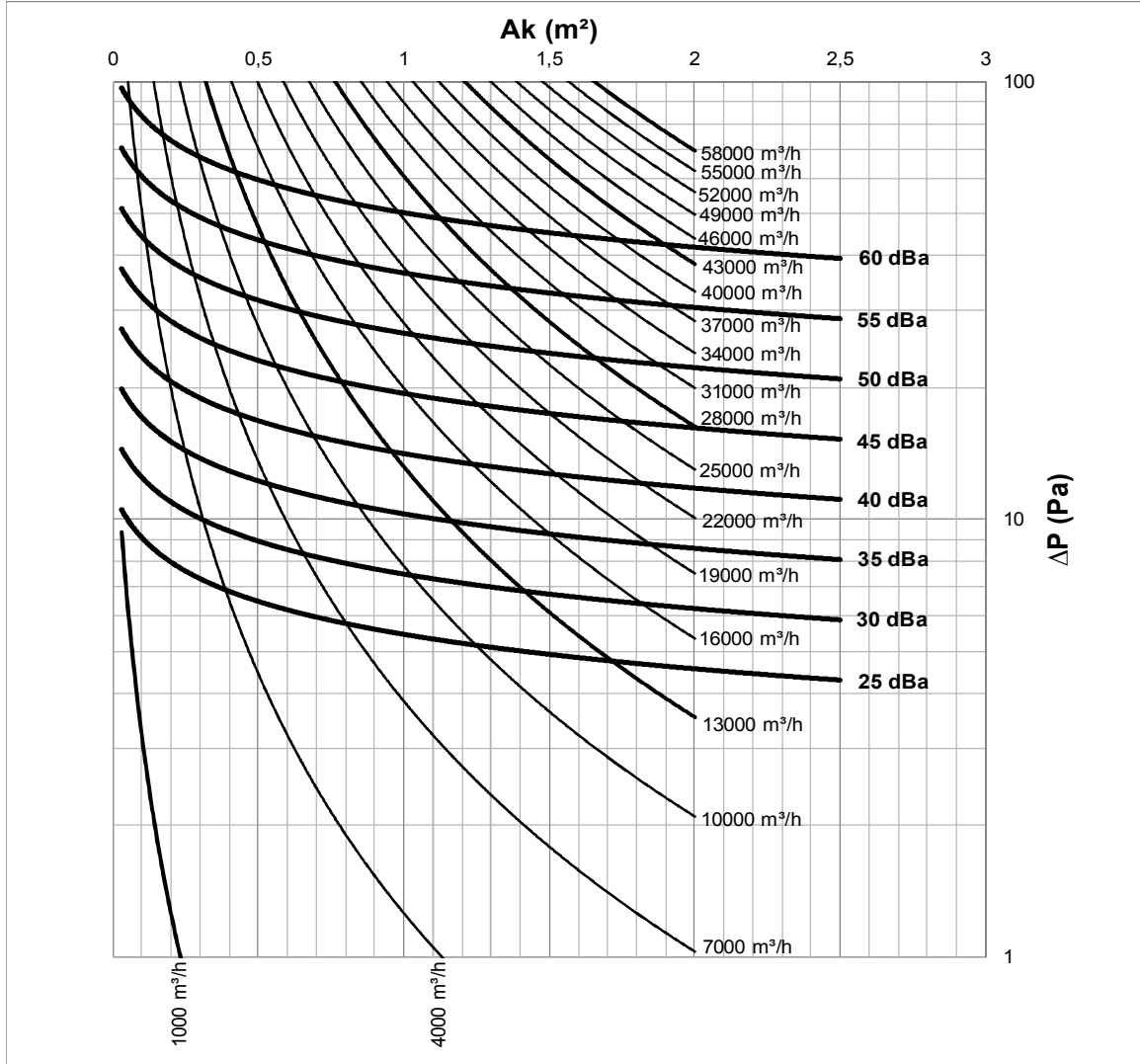
	2740	2,042										
	2640	1,963										
	2540	1,885	2,015									
	2440	1,806	1,931	2,056								
	2340	1,727	1,847	1,967								
	2240	1,649	1,763	1,877	1,991							
	2140	1,570	1,679	1,788	1,896	2,005						
	2040	1,492	1,595	1,698	1,802	1,905	2,008					
	1940	1,413	1,511	1,609	1,707	1,805	1,902	2,000				
	1840	1,335	1,427	1,520	1,612	1,704	1,797	1,889	1,982			
	1740	1,256	1,343	1,430	1,517	1,604	1,691	1,778	1,865	1,952		
HEIGHT	1640	1,178	1,259	1,341	1,422	1,504	1,585	1,667	1,748	1,830	1,911	
	1540	1,099	1,175	1,251	1,328	1,404	1,480	1,556	1,632	1,708	1,784	1,860
	1440	1,021	1,091	1,162	1,233	1,303	1,374	1,445	1,515	1,586	1,657	1,727
	1340	0,942	1,007	1,073	1,138	1,203	1,268	1,334	1,399	1,464	1,529	1,594
	1240	0,864	0,924	0,983	1,043	1,103	1,163	1,222	1,282	1,342	1,402	1,461
	1140	0,785	0,840	0,894	0,948	1,003	1,057	1,111	1,166	1,220	1,274	1,329
	1040	0,707	0,756	0,805	0,853	0,902	0,951	1,000	1,049	1,098	1,147	1,196
	940	0,628	0,672	0,715	0,759	0,802	0,846	0,889	0,932	0,976	1,019	1,063
	840	0,550	0,588	0,626	0,664	0,702	0,740	0,778	0,816	0,854	0,892	0,930
	740	0,471	0,504	0,536	0,569	0,602	0,634	0,667	0,699	0,732	0,765	0,797
	640	0,393	0,420	0,447	0,474	0,501	0,528	0,556	0,583	0,610	0,637	0,664
	540	0,314	0,336	0,358	0,379	0,401	0,423	0,445	0,466	0,488	0,510	0,531
	440	0,236	0,252	0,268	0,284	0,301	0,317	0,333	0,350	0,366	0,382	0,399
	340	0,157	0,168	0,179	0,190	0,201	0,211	0,222	0,233	0,244	0,255	0,266
	240	0,079	0,084	0,089	0,095	0,100	0,106	0,111	0,117	0,122	0,127	0,133
		1500	1600	1700	1800	1900	2000	2100	2200	2300	2400	2500
	BASE											



EXTERNAL INDUSTRIAL GRILLES
100 mm PITCH

GL
SERIES

PERFORMANCE IN EXPULSION

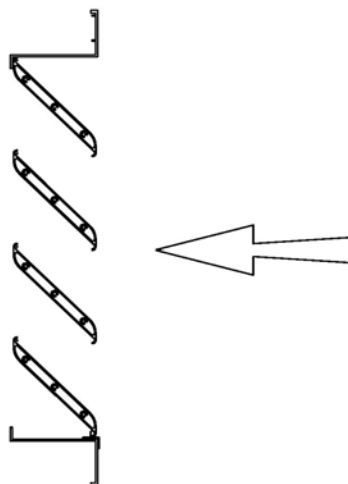
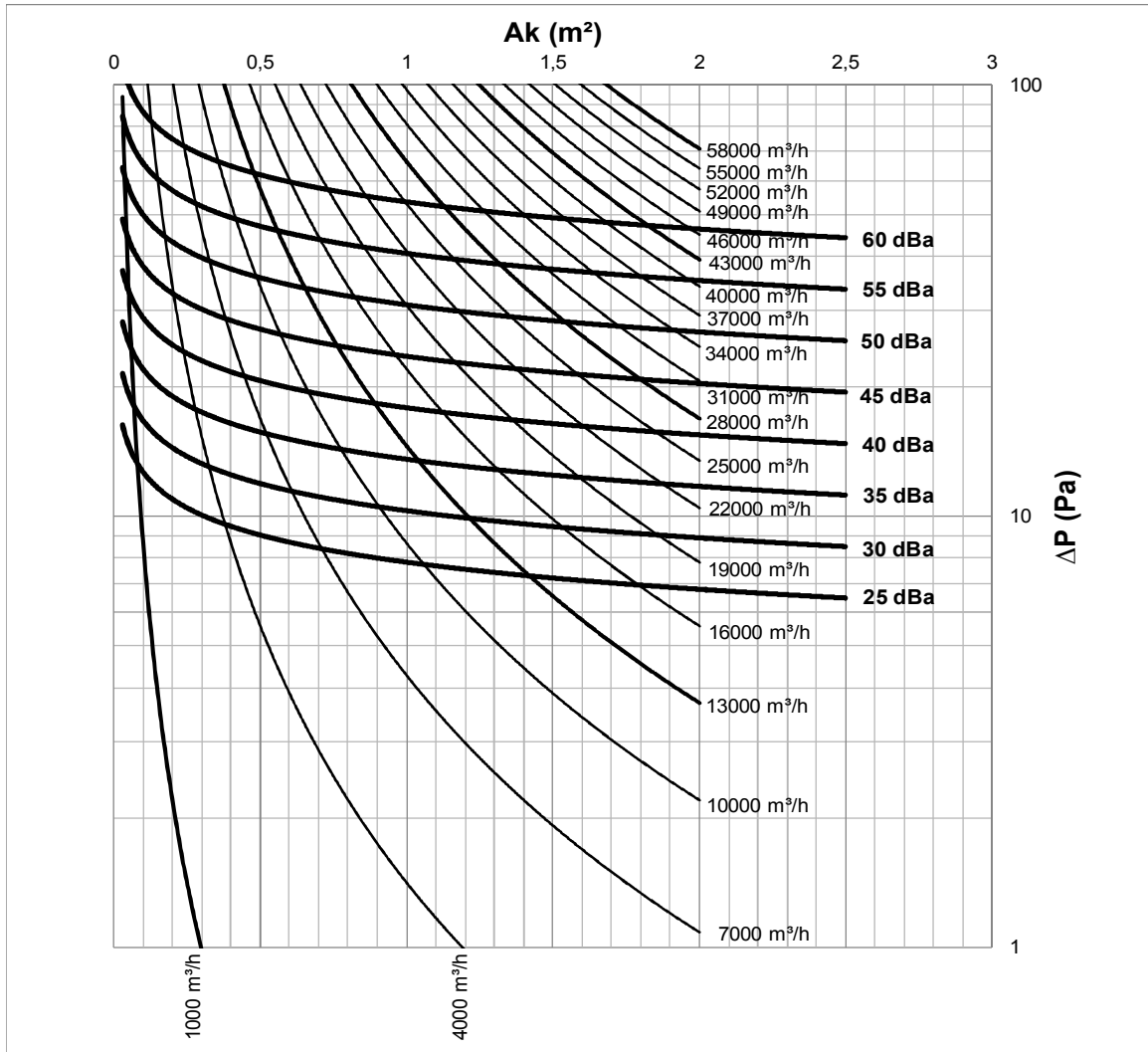




EXTERNAL INDUSTRIAL GRILLES
100 mm PITCH

GL
SERIES

PERFORMANCE IN INJECTION

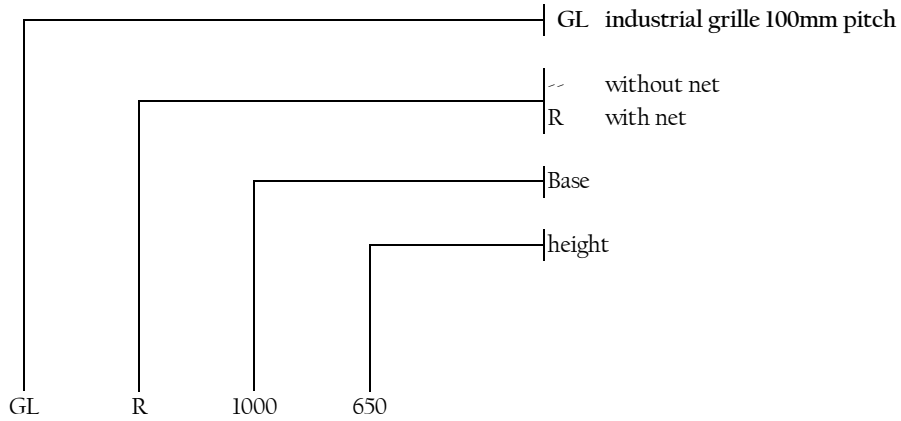




EXTERNAL INDUSTRIAL GRILLES
100 mm PITCH

GL
SERIES

HOW TO ORDER



Standard Bases
600
800
1000
1200
1400
1600
1800
2000

Standard Heights
640
840
1040
1240
1440
1640
1840
2040