



RESIDENTIAL EXTRACT GRILLES

UL
SERIES



OVERVIEW

CHARACTERISTICS

Frame

Made of extruded aluminium, width 25 mm, with rounded edges, built in four parts invisibly connected by mechanical assembly.

Panel

Frontal panel made of perforated sheet steel (46% free space)

Cross reinforcement

Provided on all openings with dimension L above 800 mm.

Damper

Made entirely of steel, with opposed movement multiple fins.

Fixing

With clips or with screws. or with quick fixing kit

Accessories

Pleum in galvanized steel with or without insulation;

control damper;

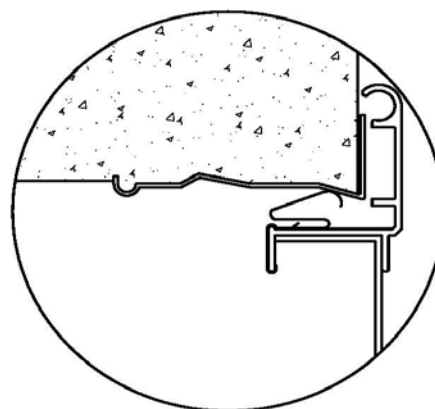
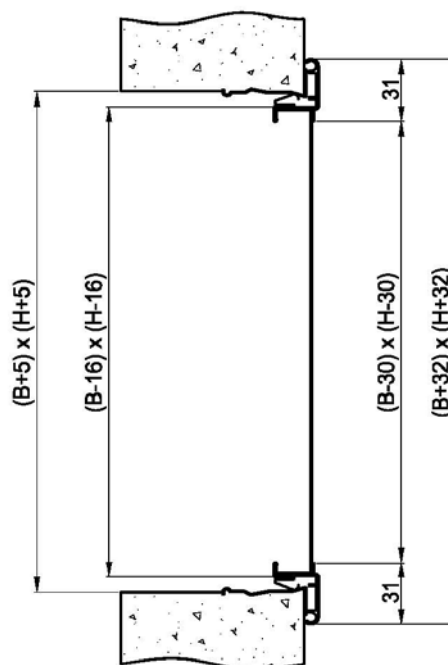
counter frame;

quick fixing kit.

Finish

RAL 9010 powder coating.

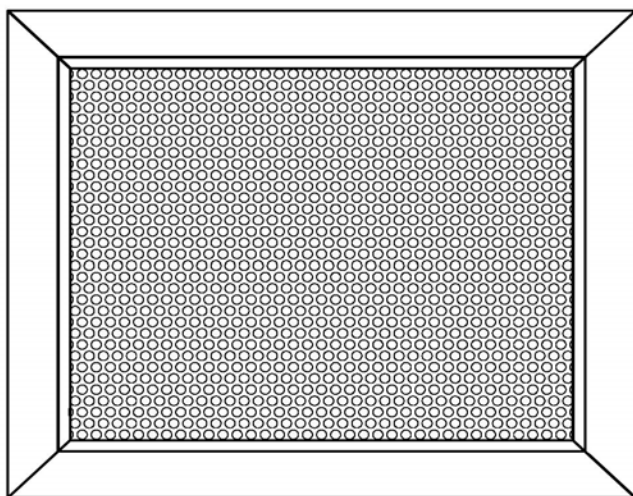
Other colors on request.



UNSUITABLE ENVIRONMENTS

The aluminum products are not suitable for installation in environments with an atmosphere containing corrosive substances for this material and in particular containing chlorine, such as swimming pools, spas and some types of food industries.

The products in painted carbon steel are not suitable for installation in environments with high humidity and in environments with a potentially explosive atmosphere or containing powders or vapors of corrosive substances.

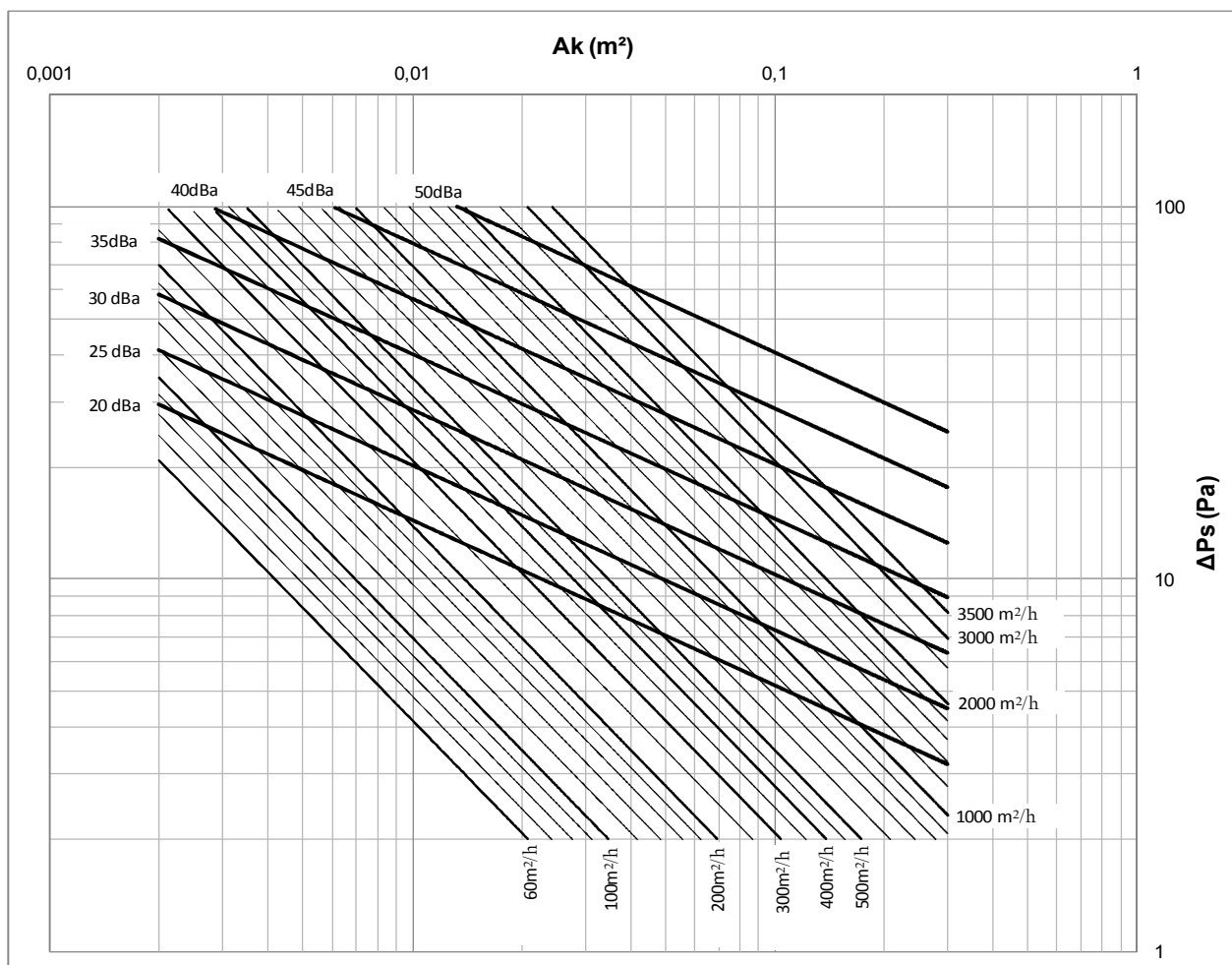




RESIDENTIAL EXTRACT GRILLES

UL
SERIES

PERFORMANCE



		Ak (m ²)							
HEIGHT	BASE								
	200	300	400	500	600	700	800	900	1000
100	0,0055	0,0087	0,0119	0,0151	0,0184	0,0216	0,0248	0,0280	0,0312
150	0,0094	0,0149	0,0204	0,0259	0,0315	0,0370	0,0425	0,0480	0,0535
200	0,0133	0,0211	0,0289	0,0368	0,0446	0,0524	0,0602	0,0680	0,0759
250	0,0172	0,0273	0,0374	0,0476	0,0577	0,0678	0,0779	0,0880	0,0982
300	0,0211	0,0335	0,0460	0,0584	0,0708	0,0832	0,0956	0,1081	0,1205
350	0,0250	0,0397	0,0545	0,0692	0,0839	0,0986	0,1133	0,1281	0,1428
400	0,0289	0,0460	0,0630	0,0800	0,0970	0,1140	0,1311	0,1481	0,1651
450	0,0328	0,0522	0,0715	0,0908	0,1101	0,1294	0,1488	0,1681	0,1874
500	0,0368	0,0584	0,0800	0,1016	0,1232	0,1449	0,1665	0,1881	0,2097
550	0,0407	0,0646	0,0885	0,1124	0,1363	0,1603	0,1842	0,2081	0,2320
600	0,0446	0,0708	0,0970	0,1232	0,1495	0,1757	0,2019	0,2281	0,2543

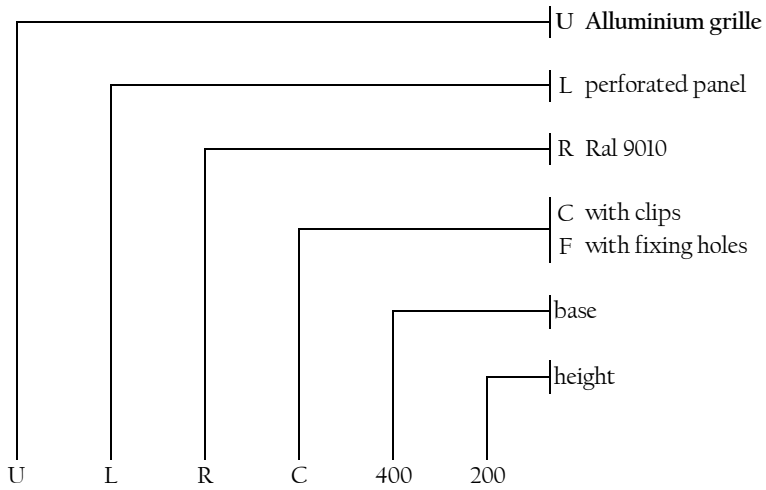


RESIDENTIAL EXTRACT GRILLES

UL
SERIES



HOW TO ORDER





RESIDENTIAL EXTRACT GRILLES

UL
SERIES

ACCESSORIES



PP30 Plenum with rear connection
insulated and non insulated version



PP40 Plenum with lateral connection
insulated and non insulated version



SC Control damper



UTC Counterframe

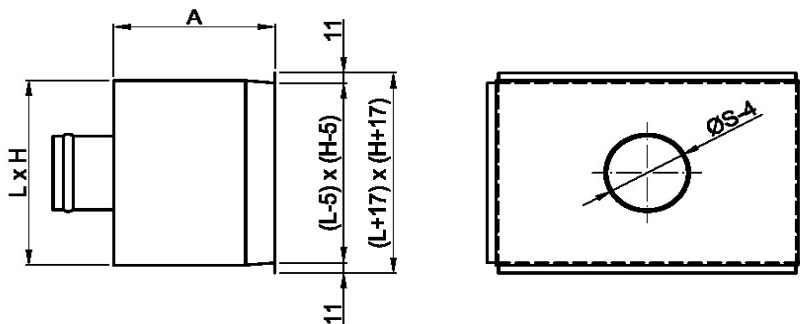
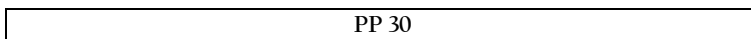


PLENUM FOR VENTILATION GRILLES

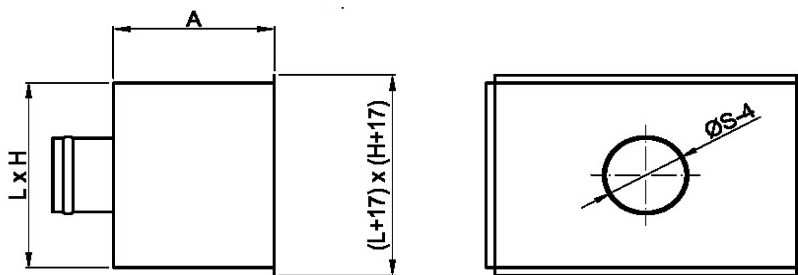
PP 30
SERIES

TECHNICAL CHARACTERISTICS

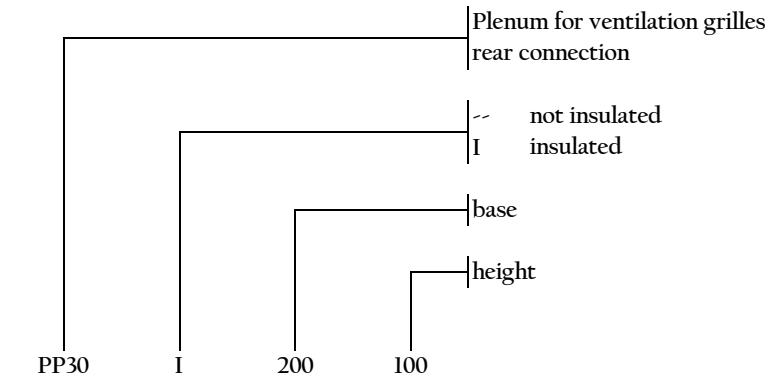
L	H	A	N°	S
200	100	140	1	80
300	100	140	1	80
400	100	140	1	80
500	100	140	2	80
600	100	140	2	80
700	100	140	2	80
800	100	140	2	80
200	150	180	1	127
300	150	180	1	127
400	150	180	1	127
500	150	180	2	127
600	150	180	2	127
700	150	180	2	127
800	150	180	2	127
900	150	180	2	127
1000	150	180	2	127
200	200	220	1	150
300	200	220	1	150
400	200	220	1	180
500	200	220	1	180
600	200	220	2	150
700	200	220	2	150
800	200	220	2	150
900	200	220	2	180
1000	200	220	2	180
200	250	220	1	200
300	250	220	1	200
400	250	220	1	200
500	250	220	1	200
600	250	220	2	150
700	250	220	2	150
800	250	220	2	150
900	250	220	2	180
1000	300	220	2	180
300	300	260	1	250
400	300	260	1	250
500	300	260	1	250
600	300	260	2	160
700	300	260	2	160
800	300	260	2	160
900	300	260	2	200
1000	300	260	2	200
400	400	260	1	350
500	400	260	1	350
600	400	260	2	160
700	400	260	2	160
800	400	260	2	160
900	400	260	2	200
1000	400	260	2	200
515	515	150	1	250
563	563	270	1	350



STANDARD GRILLE



GRILLE WITH FILTERHOLDER FRAME



For S = 125 - 160 - 200 - 250 connection in ABS - steel on request
For other diameters connection in steel

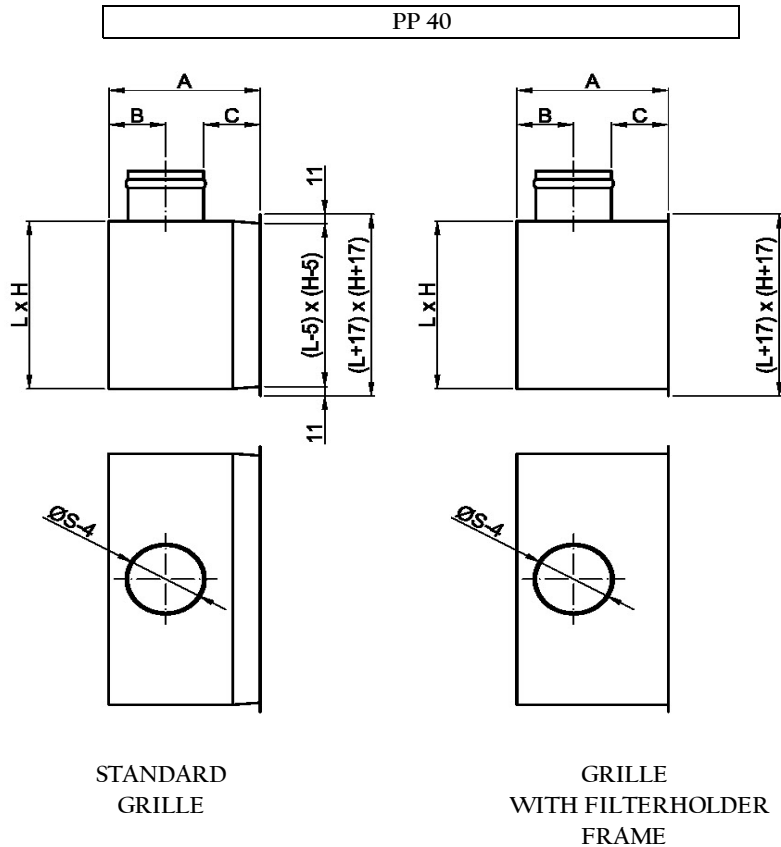


PLENUM FOR VENTILATION GRILLES

PP 40
SERIES

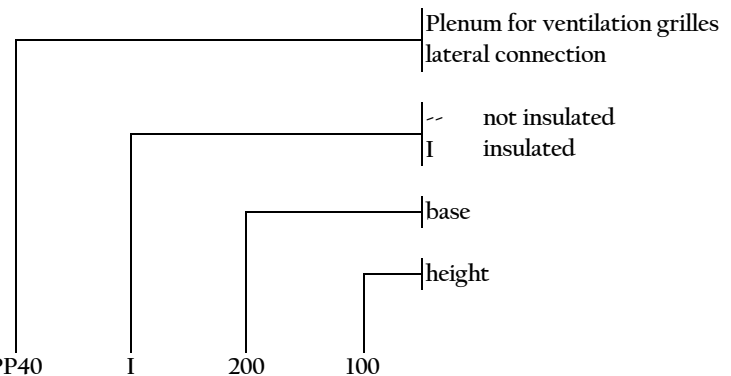
TECHNICAL CHARACTERISTICS

L	H	A	B	C	N°	S
200	100	200	70	80	1	100
300	100	250	95	80	1	150
400	100	250	95	80	1	150
500	100	300	120	80	1	200
600	100	300	120	80	1	200
700	100	350	145	80	1	250
800	100	350	145	80	1	250
200	150	250	95	80	1	150
300	150	300	120	80	1	200
400	150	300	120	80	1	200
500	150	350	145	80	1	250
600	150	350	145	80	1	250
700	150	350	145	80	1	250
800	150	415	178	80	1	315
900	150	415	178	80	1	315
1000	150	415	178	80	1	315
200	200	250	95	80	1	150
300	200	250	95	80	1	150
400	200	350	145	80	1	250
500	200	350	145	80	1	250
600	200	415	178	80	1	315
700	200	415	178	80	1	315
800	200	415	178	80	1	315
900	200	450	195	80	1	350
1000	200	450	195	80	1	350
200	250	300	120	80	1	200
300	250	300	120	80	1	200
400	250	350	145	80	1	250
500	250	350	145	80	1	250
600	250	415	178	80	1	315
700	250	415	178	80	1	315
800	250	415	178	80	1	315
900	250	450	195	80	1	350
1000	250	450	195	80	1	350
300	300	350	145	80	1	250
400	300	415	178	80	1	315
500	300	450	195	80	1	350
600	300	450	195	80	1	350
700	300	450	195	80	1	350
800	300	450	195	80	1	350
900	300	500	220	80	1	400
1000	300	500	220	80	1	400
400	400	450	195	80	1	350
500	400	450	195	80	1	350
600	400	450	195	80	1	350
700	400	450	195	80	1	350
800	400	450	195	80	1	350
900	400	500	220	80	1	400
1000	400	500	220	80	1	400
515	515	320	145	50	1	250
563	563	450	195	80	1	350



STANDARD GRILLE

GRILLE WITH FILTERHOLDER FRAME



For S = 125 - 160 - 200 - 250 connection in ABS - steel on request
For other diameters connection in steel



CONTROL DAMPERS

SC SERIES

OVERVIEW TECHNICAL CHARACTERISTICS

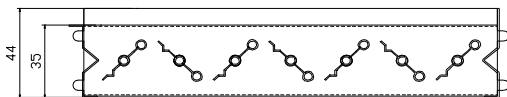
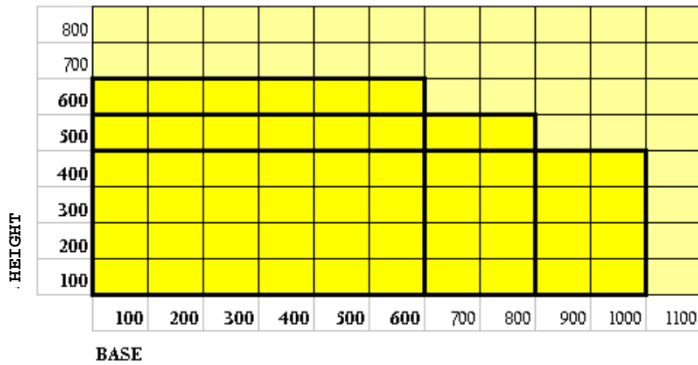
OVERVIEW AND CHARACTERISTICS :

The contrast control dampers of SC series can be fitted to UL UF KG UM UR GI KN e CR-KN series . They are held in place by special patented clips, designed both for fitting the damper to the grill and for fitting it on a false frame.

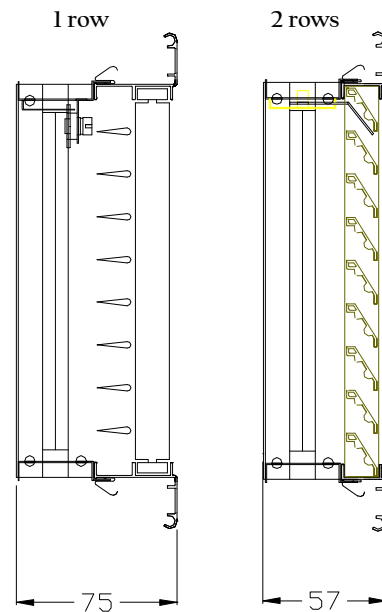
The SC series dampers are made entirely of galvanised steel and have a mechanism for moving and closing all the blades simultaneously.

This mechanism is a simple longitudinal plate that links all the blades, and can be removed by unscrewing a nut using a screwdriver. The careful design, precise assembly, and the quality of the materials used, make this an economical, practical, and efficient component.

Contrast control damper- dimensions that can be created in a single solution



Contrast control damper - overall dimensions



Contrast control damper -detail of patented fixing clips





COUNTERFRAMES FOR SUPPLY AND RETURN GRILLES

UTC
SERIES

OVERVIEW

OVERVIEW

The UTC series counterframes used for supply and return grilles are a strong frame on which the fixing clips can rest. They are required if the grilles need to be frequently removed for cleaning, inspection, filter changing and other similar jobs. The UTC counterframes can be installed both next to steel ducts and on masonry walls.

Bendable parts are placed inside the fixing agent of the wall and a frame that will be completely hidden from the frame of the grille itself, for fixing by means of screws or rivets to the duct wall.

The use of the counterframe on the side of the steel duct allows the use of grilles with fixing clips rather than with screws, therefore allowing to undertake jobs that require removing and reinstalling the grille with the up most simplicity without the need of tools.

The use of the counterframe on masonry walls allows for an almost unlimited number of removals and replacements of the grille without ever damaging or wearing-out the border of the hole made in the wall. The position of the grille can therefore be maintained, precise and secure.

TECHNICAL CHARACTERISTICS

The UTC Series counterframes are made of four separate parts, of galvanized carbon steel sheet, fixable to each other without the need of tools. The parts are completely interchangeable as the particular system of connection eliminated the need to distinguish between horizontal and vertical parts and with between left and right parts.

As shown in the illustration, the necessary space for the counterframe needs to be 5mm more than the nominal size of the grille.

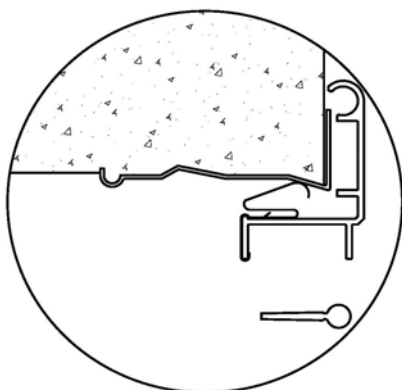
The parts are supplied unassembled, the complete interchangeability helps to easily manage the parts kept in stock.

AVAILABLE SIZES

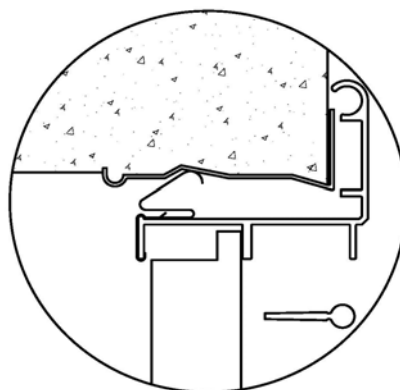
The available sizes for each part range from 100mm up to a maximum of 1400mm, in multiples of 50mm.

Special sizes are also available on request.

By composing the various sizes, all the necessary sizes are achievable.



Mounting with single deflection grille



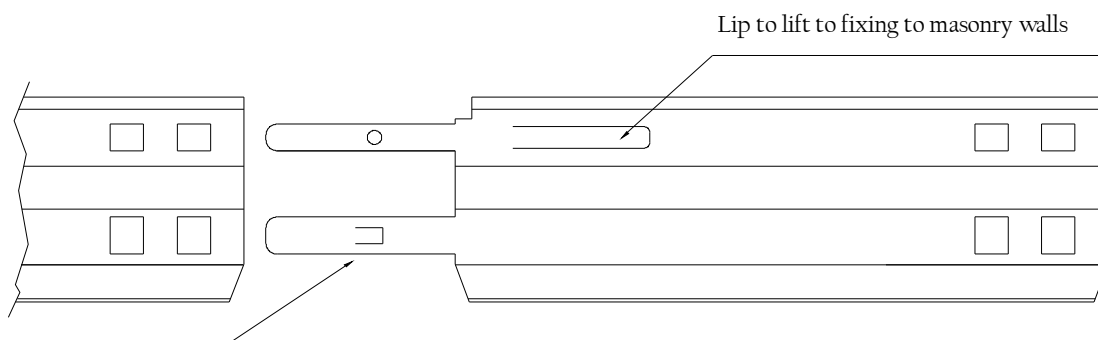
Mounting with double deflection grille



COUNTERFRAMES FOR SUPPLY AND RETURN GRILLES

UTC
SERIES

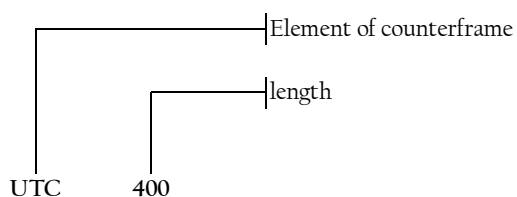
OVERVIEW



blades to bend at 90° and insert in the attaching part to assemble the counterframe

Detail of the fixing method between parts

This system allows to quickly assemble the counterframe, even during the construction phase.



Example:

To order a counterframe for a 400x200mm grille, request:

UTC-400 - 2 pieces

UTC-200 - 2 pieces

To order a counterframe for a 300x300 grille, request:

UTC-300 - 4 pieces

COUNTERFRAME SIZES WITH AVAILABLE PARTS KEPT IN STOCK															
1000															
900															
800															
700															
600															
563															
500															
450															
400															
350															
300															
250															
200															
150															
100															
	100	150	200	250	300	350	400	450	500	563	600	700	800	900	1000

BASE B

The 563x563 size is for grilles with a 595x595mm outside frame measurement, used for modular counterceilings.

